

PHARMACEUTICS(MPH)

MODERN PHARMACEUTICAL ANALYTICAL TECHNIQUES (MPH 101T)

Scope

This subject deals with various advanced analytical instrumental techniques for identification, characterization and quantification of drugs. Instruments dealt are NMR, Mass spectrometer, IR, HPLC, GC etc.

Objectives


After completion of course student is able to know,

- Chemicals and Excipients
- The analysis of various drugs in single and combination dosage forms
- Theoretical and practical skills of the instruments

THEORY

60 HOURS

1. a. UV-Visible spectroscopy: Introduction, Theory, Laws, 11 Hrs
Instrumentation associated with UV-Visible spectroscopy, Choice of solvents and solvent effect and Applications of UV-Visible spectroscopy.
- b. IR spectroscopy: Theory, Modes of Molecular vibrations, Sample handling, Instrumentation of Dispersive and Fourier - Transform IR Spectrometer, Factors affecting vibrational frequencies and Applications of IR spectroscopy
- c. Spectrofluorimetry: Theory of Fluorescence, Factors affecting fluorescence, Quenchers, Instrumentation and Applications of fluorescence spectrophotometer.
- d. Flame emission spectroscopy and Atomic absorption spectroscopy: Principle, Instrumentation, Interferences and Applications.
2. NMR spectroscopy: Quantum numbers and their role in NMR, 11 Hrs
Principle, Instrumentation, Solvent requirement in NMR, Relaxation process, NMR signals in various compounds, Chemical shift, Factors influencing chemical shift, Spin-Spin coupling, Coupling constant, Nuclear magnetic double resonance, Brief outline of principles of FT-NMR and ^{13}C NMR. Applications of NMR spectroscopy.

 37
Avt
18/1/29

- 3 Mass Spectroscopy: Principle, Theory, Instrumentation of Mass Spectroscopy, Different types of ionization like electron impact, chemical, field, FAB and MALDI, APCI, ESI, APPI Analyzers of Quadrupole and Time of Flight, Mass fragmentation and its rules, Meta stable ions, Isotopic peaks and Applications of Mass spectroscopy 11 Hrs
- 4 Chromatography: Principle, apparatus, instrumentation, chromatographic parameters, factors affecting resolution and applications of the following: 11 Hrs
 a) Paper chromatography b) Thin Layer chromatography
 c) Ion exchange chromatography d) Column chromatography
 e) Gas chromatography f) High Performance Liquid chromatography
 g) Affinity chromatography
- 5 a. Electrophoresis: Principle, Instrumentation, Working conditions, factors affecting separation and applications of the following: 11 Hrs
 a) Paper electrophoresis b) Gel electrophoresis c) Capillary electrophoresis d) Zone electrophoresis e) Moving boundary electrophoresis f) Iso electric focusing
 b. X ray Crystallography: Production of X rays, Different X ray diffraction methods, Bragg's law, Rotating crystal technique, X ray powder technique, Types of crystals and applications of X-ray diffraction.
- 6 Immunological assays : RIA (Radio immuno assay), ELISA, Bioluminescence assays. 5 Hrs

REFERENCES

1. Spectrometric Identification of Organic compounds - Robert M Silverstein, Sixth edition, John Wiley & Sons, 2004.
2. Principles of Instrumental Analysis - Douglas A Skoog, F. James Holler, Timothy A. Nieman, 5th edition, Eastern press, Bangalore, 1998.
3. Instrumental methods of analysis - Willards, 7th edition, CBS publishers.
4. Practical Pharmaceutical Chemistry - Beckett and Stenlake, Vol II, 4th edition, CBS Publishers, New Delhi, 1997.
5. Organic Spectroscopy - William Kemp, 3rd edition, ELBS, 1991.
6. Quantitative Analysis of Drugs in Pharmaceutical formulation - P D Sethi, 3rd Edition, CBS Publishers, New Delhi, 1997.
7. Pharmaceutical Analysis- Modern methods - Part B - J W Munson, Volume 11, Marcel Dekker Series

Handwritten signatures and initials are present at the bottom of the page, including a large signature on the left, a smaller one in the center, and a date '19/12/24' on the right.

DRUG DELIVERY SYSTEMS
(MPH 102T)

SCOPE

This course is designed to impart knowledge on the area of advances in novel drug delivery systems.

OBJECTIVES

Upon completion of the course, student shall be able to understand

The various approaches for development of novel drug delivery systems.

The criteria for selection of drugs and polymers for the development of delivering system

The formulation and evaluation of Novel drug delivery systems..

THEORY

60 Hrs

1. Sustained Release(SR) and Controlled Release (CR) 10 Hrs
formulations: Introduction & basic concepts, advantages/disadvantages, factors influencing, Physicochemical & biological approaches for SR/CR formulation, Mechanism of Drug Delivery from SR/CR formulation. Polymers: introduction, definition, classification, properties and application Dosage Forms for Personalized Medicine: Introduction, Definition, Pharmacogenetics, Categories of Patients for Personalized Medicines: Customized drug delivery systems, Bioelectronic Medicines, 3D printing of pharmaceuticals, Telepharmacy.
- 2 Rate Controlled Drug Delivery Systems: Principles & Fundamentals, Types, Activation; Modulated Drug Delivery Systems; Mechanically activated, pH activated, Enzyme activated, and Osmotic activated Drug Delivery Systems Feedback regulated Drug Delivery Systems; Principles & Fundamentals. 10 Hrs
- 3 Gastro-Retentive Drug Delivery Systems: Principle, concepts advantages and disadvantages, Modulation of GI transit time approaches to extend GI transit. Buccal Drug Delivery Systems: Principle of muco adhesion, advantages and disadvantages, Mechanism of drug permeation, Methods of formulation and its evaluations. 10 Hrs
- 4 Occular Drug Delivery Systems: Barriers of drug permeation, Methods to overcome barriers. 06 Hrs

- | | | |
|---|--|-----------|
| 5 | Transdermal Drug Delivery Systems: Structure of skin and barriers, Penetration enhancers, Transdermal Drug Delivery Systems, Formulation and evaluation. | 10
Hrs |
| 6 | Protein and Peptide Delivery: Barriers for protein delivery. Formulation and Evaluation of delivery systems of proteins and other macromolecules. | 08
Hrs |
| 7 | Vaccine delivery systems: Vaccines, uptake of antigens, single shot vaccines, mucosal and transdermal delivery of vaccines. | 06
Hrs |

REFERENCES

1. Y W. Chien, Novel Drug Delivery Systems, 2nd edition, revised and expanded, Marcel Dekker, Inc., New York, 1992.
2. Robinson, J. R., Lee V. H. L, Controlled Drug Delivery Systems, Marcel Dekker, Inc., New York, 1992.
3. Encyclopedia of controlled delivery, Editor- Edith Mathiowitz, Published by WileyInterscience Publication, John Wiley and Sons, Inc, New York! Chichester/Weinheim
4. N.K. Jain, Controlled and Novel Drug Delivery, CBS Publishers & Distributors, New Delhi, First edition 1997 (reprint in 2001).
5. S.P.Vyas and R.K.Khar, Controlled Drug Delivery - concepts and advances, Vallabh Prakashan, New Delhi, First edition 2002

JOURNALS

1. Indian Journal of Pharmaceutical Sciences (IPA)
2. Indian drugs (IDMA)
3. Journal of controlled release (Elsevier Sciences) desirable
4. Drug Development and Industrial Pharmacy (Marcel & Decker) desirable

S.

40
19/5/24

+ 7

S. P. Vyas

MODERN PHARMACEUTICS
(MPH 103T)

Scope

Course designed to impart advanced knowledge and skills required to learn various aspects and concepts at pharmaceutical industries

Objectives

Upon completion of the course, student shall be able to understand

- The elements of preformulation studies.
- The Active Pharmaceutical Ingredients and Generic drug Product development
- Industrial Management and GMP Considerations.
- Optimization Techniques & Pilot Plant Scale Up Techniques
- Stability Testing, sterilization process & packaging of dosage forms.

THEORY

60 HRS

- | | | |
|----|--|-----------|
| 1. | a. Preformation Concepts – Drug Excipient interactions - 10
different methods, kinetics of stability, Stability testing. Theories of
dispersion and pharmaceutical Dispersion (Emulsion and
Suspension, SMEDDS) preparation and stability Large and small
volume parental – physiological and formulation consideration,
Manufacturing and evaluation. | Hrs |
| | b. Optimization techniques in Pharmaceutical Formulation: 10
Concept and parameters of optimization, Optimization techniques
in pharmaceutical formulation and processing. Statistical design, 10
Response surface method, Contour designs, Factorial designs
and application in formulation Hrs | Hrs |
| 2 | Validation : Introduction to Pharmaceutical Validation, Scope &
merits of Validation, Validation and calibration of Master plan,
ICH & WHO guidelines for calibration and validation of
equipments, Validation of specific dosage form, Types of
validation. Government regulation, Manufacturing Process Model,
URS, DQ, IQ, OQ & P.Q. of facilities. | 10
Hrs |
| 3 | cGMP & Industrial Management: Objectives and policies of
current good manufacturing practices, layout of buildings,
services, equipments and their maintenance Production
management: Production organization, , materials management,
handling and transportation, inventory management and control,
production and planning control, Sales forecasting, budget and
cost control, industrial and personal relationship. Concept of Total
Quality Management. | 10
Hrs |


41

(Handwritten signatures and initials)

- 4 Compression and compaction: Physics of tablet compression, 10
compression, consolidation, effect of friction, distribution of Hrs
forces, compaction profiles. Solubility.
- 5 Study of consolidation parameters; Diffusion parameters, 10
Dissolution parameters and Pharmacokinetic parameters, Heckel Hrs
plots, Similarity factors - f_2 and f_1 , Higuchi and Peppas plot,
Linearity Concept of significance, Standard deviation, Chi square
test, students T-test, ANOVA test.

REFERENCES

1. Theory and Practice of Industrial Pharmacy By Lachmann and Libermann
2. Pharmaceutical dosage forms: Tablets Vol. 1-3 by Leon Lachmann.
3. Pharmaceutical Dosage forms: Disperse systems, Vol, 1-2; By Leon Lachmann.
4. Pharmaceutical Dosage forms: Parenteral medications Vol. 1-2; By Leon Lachmann.
5. Modern Pharmaceutics; By Gillbert and S. Banker.
6. Remington's Pharmaceutical Sciences.
7. Advances in Pharmaceutical Sciences Vol. 1-5; By H.S. Bean & A.H. Beckett.
8. Physical Pharmacy; By Alfred martin
9. Bentley's Textbook of Pharmaceutics - by Rawlins.
10. Good manufacturing practices for Pharmaceuticals: A plan for total quality control, Second edition; By Sidney H. Willig.
11. Quality Assurance Guide; By Organization of Pharmaceutical producers of India.
12. Drug formulation manual; By D.P.S. Kohli and D.H. Shah. Eastern publishers, New Delhi.
13. How to practice GMPs; By P.P. Sharma. Vandhana Publications, Agra.
14. Pharmaceutical Process Validation; By Fra. R. Berry and Robert A. Nash.
15. Pharmaceutical Preformulations; By J.J. Wells.
16. Applied production and operations management; By Evans, Anderson, Sweeney and Williams.
17. Encyclopaedia of Pharmaceutical technology, Vol I - III.

Handwritten signatures and initials at the bottom of the page. From left to right: a large stylized signature, the letter 'S.', the number '42' with 'Aug 2' written above it and '16/1/24' written below it, another stylized signature, and a final large stylized signature.

REGULATORY AFFAIRS
(MPH 104T)

Scope

Course designed to impart advanced knowledge and skills required to learn the concept of generic drug and their development, various regulatory filings in different countries, different phases of clinical trials and submitting regulatory documents : filing process of IND, NDA and ANDA

- To know the approval process of
- To know the chemistry, manufacturing controls and their regulatory importance
- To learn the documentation requirements for
- To learn the importance and

Objectives:

Upon completion of the course, it is expected that the students will be able to understand

- The Concepts of innovator and generic drugs, drug development process
- The Regulatory guidance's and guidelines for filing and approval process
- Preparation of Dossiers and their submission to regulatory agencies in different countries
- Post approval regulatory requirements for actives and drug products
- Submission of global documents in CTD/ eCTD formats
- Clinical trials requirements for approvals for conducting clinical trials
- Pharmacovigilance and process of monitoring in clinical trials.

THEORY

60 Hrs


1. a. Documentation in Pharmaceutical industry: Master formula record, DMF (Drug Master File), distribution records. Generic drugs product development Introduction , Hatch-Waxman act and amendments, CFR (CODE OF FEDERAL REGULATION) ,drug product performance, in-vitro, ANDA regulatory approval process, NDA approval process, BE and drug product assessment, in -vivo, scale up process approval changes, post marketing surveillance, outsourcing BA and BE to CRO. 12 Hrs
- b. Regulatory requirement for product approval: API, biologics, novel, therapies obtaining NDA, ANDA for generic drugs ways and means of US registration for foreign drugs

Avy
14/12/17



S.


43



- | | | |
|---|---|-----------|
| 2 | CMC, post approval regulatory affairs. Regulation for combination products and medical devices. CTD and ECTD format, industry and FDA liaison. ICH - Guidelines of ICH-Q, S E, M. Regulatory requirements of EU, MHRA, TGA and ROW countries. | 12
Hrs |
| 3 | Non clinical drug development: Global submission of IND, NDA, ANDA. Investigation of medicinal products dossier, dossier (IMPD) and investigator brochure (IB). | 12
Hrs |
| 4 | Clinical trials: Developing clinical trial protocols. Institutional review board/ independent ethics committee Formulation and working procedures informed Consent process and procedures. HIPAA- new, requirement to clinical study process, pharmacovigilance safety monitoring in clinical trials. | 12
Hrs |


REFERENCES

1. Generic Drug Product Development, Solid Oral Dosage forms, Leon Shargel and IsaderKaufer, Marcel Dekker series, Vol.143
2. The Pharmaceutical Regulatory Process, Second Edition Edited by Ira R. Berry and Robert P. Martin, Drugs and the Pharmaceutical Sciences, Vol.185, Informa Health care Publishers.
3. New Drug Approval Process: Accelerating Global Registrations By Richard A Guarino, MD, 5th edition, Drugs and the Pharmaceutical Sciences, Vol.190.
4. Guidebook for drug regulatory submissions / Sandy Weinberg. By John Wiley & Sons. Inc.
5. FDA regulatory affairs: a guide for prescription drugs, medical devices, and biologics/edited By Douglas J. Pisano, David Mantus.
6. Clinical Trials and Human Research: A Practical Guide to Regulatory Compliance By Fay A. Rozovsky and Rodney K. Adams
7. www.ich.org/
8. www.fda.gov/
9. europa.eu/index_en.htm
10. <https://www.tga.gov.au/tga-basics>



PHARMACEUTICS PRACTICALS - I
(MPH 105P)

1. Analysis of pharmacopoeial compounds and their formulations by UV Vis spectrophotometer
2. Simultaneous estimation of multi component containing formulations by UV spectrophotometry
3. Experiments based on HPLC
4. Experiments based on Gas Chromatography
5. Estimation of riboflavin/quinine sulphate by fluorimetry
6. Estimation of sodium/potassium by flame photometry
7. To perform In-vitro dissolution profile of CR/ SR marketed formulation
8. Formulation and evaluation of sustained release matrix tablets
9. Formulation and evaluation osmotically controlled DDS
10. Preparation and evaluation of Floating DDS- hydro dynamically balanced DDS
11. Formulation and evaluation of Muco adhesive tablets.
12. Formulation and evaluation of trans dermal patches.
13. To carry out preformulation studies of tablets.
14. To study the effect of compressional force on tablets disintegration time.
15. To study Micromeritic properties of powders and granulation.
16. To study the effect of particle size on dissolution of a tablet.
17. To study the effect of binders on dissolution of a tablet.
18. To plot Heckal plot, Higuchi and peppas plot and determine similarity factors.

Handwritten signatures and initials at the bottom of the page. The text includes the number '45', the name 'Anil', and the date '18/5/24'. There are several stylized signatures and initials scattered around this text.

45
Anil
18/5/24

**MOLECULAR PHARMACEUTICS (NANO TECHNOLOGY &
TARGETED DDS) (NTDS)
(MPH 201T)**

Scope

This course is designed to impart knowledge on the area of advances in novel drug delivery systems.

Objectives

Upon completion of the course student shall be able to understand

- The various approaches for development of novel drug delivery systems.
- The criteria for selection of drugs and polymers for the development of NTDS
- The formulation and evaluation of novel drug delivery systems.

THEORY

60 Hrs

- | | | |
|----|---|-----------|
| 1. | Targeted Drug Delivery Systems: Concepts, Events and biological process involved in drug targeting. Tumor targeting and Brain specific delivery. | 12
Hrs |
| 2 | Targeting Methods: introduction preparation and evaluation. Nano Particles & Liposomes: Types, preparation and evaluation. | 12
Hrs |
| 3 | Micro Capsules / Micro Spheres: Types, preparation and evaluation , Monoclonal Antibodies ; preparation and application, preparation and application of Niosomes, Aquasomes, Phytosomes, Electrosomes. | 12
Hrs |
| 4 | Pulmonary Drug Delivery Systems : Aerosols, propellents, ContainersTypes, preparation and evaluation, Intra Nasal Route Delivery systems; Types, preparation and evaluation. | 12
Hrs |
| 5 | Nucleic acid based therapeutic delivery system : Gene therapy, introduction (ex-vivo & in-vivo gene therapy). Potential target diseases for gene therapy (inherited disorder and cancer). Gene expression systems (viral and nonviral gene transfer). Liposomal gene delivery systems.
Biodistribution and Pharmacokinetics. knowledge of therapeutic antisense molecules and aptamers as drugs of future. | 12
Hrs |

REFERENCES

1. Y W. Chien, Novel Drug Delivery Systems, 2nd edition, revised and expanded, Marcel Dekker, Inc., New York, 1992.
2. S.P.Vyas and R.K.Khar, Controlled Drug Delivery - concepts and advances, VallabhPrakashan, New Delhi, First edition 2002.
3. N.K. Jain, Controlled and Novel Drug Delivery, CBS Publishers & Distributors, NewDelhi, First edition 1997 (reprint in 2001).

ADVANCED BIOPHARMACEUTICS & PHARMACOKINETICS (MPH 202T)

Scope

This course is designed to impart knowledge and skills necessary for dose calculations, dose adjustments and to apply biopharmaceutics theories in practical problem solving. Basic theoretical discussions of the principles of biopharmaceutics and pharmacokinetics are provided to help the students' to clarify the concepts.

Objectives

Upon completion of this course it is expected that students will be able understand,

- The basic concepts in biopharmaceutics and pharmacokinetics.
- The use raw data and derive the pharmacokinetic models and parameters the best describe the process of drug absorption, distribution, metabolism and elimination.
- The critical evaluation of biopharmaceutic studies involving drug product equivalency.
- The design and evaluation of dosage regimens of the drugs using pharmacokinetic and biopharmaceutic parameters.
- The potential clinical pharmacokinetic problems and application of basics of pharmacokinetic

THEORY

60 Hrs

1. Drug Absorption from the Gastrointestinal Tract: 12 Hrs
Gastrointestinal tract, Mechanism of drug absorption, Factors affecting drug absorption, pH-partition theory of drug absorption. Formulation and physicochemical factors: Dissolution rate, Dissolution process, Noyes-Whitney equation and drug dissolution, Factors affecting the dissolution rate. Gastrointestinal absorption: role of the dosage form: Solution (elixir, syrup and solution) as a dosage form, Suspension as a dosage form, Capsule as a dosage form, Tablet as a dosage form, Dissolution methods, Formulation and processing factors, Correlation of in vivo data with in vitro dissolution data. Transport model: Permeability-Solubility-Charge State and the pH Partition Hypothesis, Properties of the Gastrointestinal Tract (GIT), pH Microclimate Intracellular pH Environment, Tight-Junction Complex.

Avi
19/5/24

AS

S' 47

AS

AS

AS

- | | | |
|---|---|-----------|
| 2 | Biopharmaceutic considerations in drug product design and In Vitro Drug Product Performance: Introduction, biopharmaceutic factors affecting drug bioavailability, rate-limiting steps in drug absorption, physicochemical nature of the drug formulation factors affecting drug product performance, in vitro: dissolution and drug release testing, compendial methods of dissolution, alternative methods of dissolution testing, meeting dissolution requirements, problems of variable control in dissolution testing performance of drug products. In vitro-in vivo correlation, dissolution profile comparisons, drug product stability, considerations in the design of a drug product. | 12
Hrs |
| 3 | Pharmacokinetics: Basic considerations, pharmacokinetic models, compartment modeling: one compartment model- IV bolus, IV infusion, extra-vascular. Multi compartment model: two compartment - model in brief, non-linear pharmacokinetics: cause of non-linearity, Michaelis - Menten equation, estimation of k_{max} and v_{max} . Drug interactions: introduction, the effect of protein-binding interactions, the effect of tissue-binding interactions, cytochrome p450-based drug interactions, drug interactions linked to transporters. | 12
Hrs |
| 4 | Drug Product Performance, In Vivo: Bioavailability and Bioequivalence: drug product performance, purpose of bioavailability studies, relative and absolute availability. methods for assessing bioavailability, bioequivalence studies, design and evaluation of bioequivalence studies, study designs, crossover study designs, evaluation of the data, bioequivalence example, study submission and drug review process. biopharmaceutics classification system, methods. Permeability: In-vitro, in-situ and In-vivo methods. generic biologics (biosimilar drug products), clinical significance of bioequivalence studies, special concerns in bioavailability and bioequivalence studies, generic substitution. | 12
Hrs |
| 5 | Application of Pharmacokinetics: Modified-Release Drug Products, Targeted Drug Delivery Systems and Biotechnological Products. Introduction to Pharmacokinetics and pharmacodynamic, drug interactions. Pharmacokinetics and pharmacodynamics of biotechnology drugs. Introduction, Proteins and peptides, Monoclonal antibodies, Oligonucleotides, Vaccines (immunotherapy), Gene therapies. | 12
Hrs |

Handwritten signature
18/1/24

Handwritten signature

Handwritten signature 48.






Handwritten signature

Handwritten signature

Handwritten signature

REFERENCES

1. Biopharmaceutics and Clinical Pharmacokinetics by Milo Gibaldi, 4th edition, Philadelphia, Lea and Febiger, 1991
2. Biopharmaceutics and Pharmacokinetics, A. Treatise, D .M. Brahmkar and Sunil B. Jaiswal., VallabPrakashan, Pitampura, Delhi
3. Applied Biopharmaceutics and Pharmacokinetics by Shargel. Land YuABC, 2nd edition, Connecticut Appleton Century Crofts, 1985
4. Textbook of Biopharmaceutics and Pharmacokinetics, Dr. Shobha Rani R. Hiremath, Prism Book
5. Pharmacokinetics by Milo Gibaldi and D. Perrier, 2nd edition, Marcel Dekker Inc., New York, 1982
6. Current Concepts in Pharmaceutical Sciences: Biopharmaceutics, Swarbrick. J, Lea and Febiger, Philadelphia, 1970
7. Clinical Pharmacokinetics, Concepts and Applications 3rd edition by Malcolm Rowland and Thom~ N. Tozer, Lea and Febiger, Philadelphia, 1995
8. Dissolution, Bioavailability and Bioequivalence, Abdou. H.M, Mack Publishing Company, Pennsylvania 1989
9. Biopharmaceutics and Clinical Pharmacokinetics, An Introduction, 4th edition, revised and expanded by Robert. E. Notari, Marcel Dekker Inc, New York and Basel, 1987.
10. Biopharmaceutics and Relevant Pharmacokinetics by John. G Wagner and M. Pamarowski, 1st edition, Drug Intelligence Publications, Hamilton, Illinois, 1971.
11. Encyclopedia of Pharmaceutical Technology, Vol 13, James Swarbrick, James. G. Boylan, Marcel Dekker Inc, New York, 1996.
12. Basic Pharmacokinetics, 1st edition, Sunil S Jambhekar and Philip J Breen, pharmaceutical press, RPS Publishing, 2009.
13. Absorption and Drug Development- Solubility, Permeability, and Charge State, Alex Avdeef, John Wiley & Sons, Inc, 2003.

  49   

COMPUTER AIDED DRUG DEVELOPMENT (MPH 203T)

Scope

This course is designed to impart knowledge and skills necessary for computer Applications in pharmaceutical research and development who want to understand the application of computers across the entire drug research and development process. Basic theoretical discussions of the principles of more integrated and coherent use of computerized information (informatics) in the drug development process are provided to help the students to clarify the concepts.

Objectives

Upon completion of this course it is expected that students will be able to understand,

- History of Computers in Pharmaceutical Research and Development
- Computational Modeling of Drug Disposition
- Computers in Preclinical Development
- Optimization Techniques in Pharmaceutical Formulation
- Computers in Market Analysis
- Computers in Clinical Development
- Artificial Intelligence (AI) and Robotics
- Computational fluid dynamics(CFD)

THEORY


60 Hrs

1. a. Computers in Pharmaceutical Research and Development: A General Overview: History of Computers in Pharmaceutical Research and Development. Statistical modeling in Pharmaceutical research and development: Descriptive versus Mechanistic Modeling, Statistical Parameters, Estimation, Confidence Regions, Nonlinearity at the Optimum, Sensitivity Analysis, Optimal Design, Population Modeling
b. Quality-by-Design In Pharmaceutical Development: Introduction, ICH Q8 guideline, Regulatory and industry views on QbD, Scientifically based QbD - examples of application. 12 Hrs
- 2 Computational Modeling Of Drug Disposition: Introduction ,Modeling Techniques: Drug Absorption, Solubility, Intestinal Permeation, Drug Distribution ,Drug Excretion, Active Transport; P-gp, BCRP, Nucleoside Transporters, hPEPT1, ASBT, OCT, OATP, BBB-Choline Transporter. 12 Hrs


- 3 Computer-aided formulation development:: Concept of optimization, Optimization parameters, Factorial design, Optimization technology & Screening design. Computers in Pharmaceutical Formulation: Development of pharmaceutical emulsions, microemulsion drug carriers Legal Protection of Innovative Uses of Computers in R&D, The Ethics of Computing in Pharmaceutical Research, Computers in Market analysis 12 Hrs
- 4 a. Computer-aided biopharmaceutical characterization: Gastrointestinal absorption simulation. Introduction, Theoretical background, Model construction, Parameter sensitivity analysis, Virtual trial, Fed vs. fasted state, In vitro dissolution and in vitro-in vivo correlation, Biowaiver considerations 12 Hrs
- b. Computer Simulations in Pharmacokinetics and Pharmacodynamics: Introduction, Computer Simulation: Whole Organism, Isolated Tissues, Organs, Cell, Proteins and Genes.
- c. Computers in Clinical Development: Clinical Data Collection and Management, Regulation of Computer Systems
- 5 Artificial Intelligence (AI), Robotics and Computational fluid dynamics: General overview, Pharmaceutical Automation, Pharmaceutical applications, Advantages and Disadvantages. Current Challenges and Future Directions. 12 Hrs

REFERENCES

1. Computer Applications in Pharmaceutical Research and Development, Sean Ekins, 2006, John Wiley & Sons.
2. Computer-Aided Applications in Pharmaceutical Technology, 1st Edition, Jelena Djuris, Woodhead Publishing
3. Encyclopedia of Pharmaceutical Technology, Vol 13, James Swarbrick, James. G.Boylan, Marcel Dekker Inc, New York, 1996.

51

Aug 18/2024

COSMETICS AND COSMECEUTICALS
(MPH 204T)

Scope

This course is designed to impart knowledge and skills necessary for the fundamental need for cosmetic and cosmeceutical products.

Objectives


Upon completion of the course, the students shall be able to understand

- Key ingredients used in cosmetics and cosmeceuticals.
- Key building blocks for various formulations.
- Current technologies in the market
- Various key ingredients and basic science to develop cosmetics and cosmeceuticals
- Scientific knowledge to develop cosmetics and cosmeceuticals with desired Safety, stability, and efficacy.

THEORY

60 Hrs

1. Cosmetics – Regulatory : Definition of cosmetic products as per Indian regulation. Indian regulatory requirements for labeling of cosmetics. Regulatory provisions relating to import of cosmetics., Misbranded and spurious cosmetics. Regulatory provisions relating to manufacture of cosmetics – Conditions for obtaining license, prohibition of manufacture and sale of certain cosmetics, loan license, offences and penalties. 12 Hrs
2. Cosmetics - Biological aspects : Structure of skin relating to problems like dry skin, acne, pigmentation, prickly heat, wrinkles and body odor. Structure of hair and hair growth cycle. Common problems associated with oral cavity. Cleansing and care needs for face, eye lids, lips, hands, feet, nail, scalp, neck, body and under-arm. 12 Hrs
3. Formulation Building blocks: Building blocks for different product formulations of cosmetics/cosmeceuticals. Surfactants – Classification and application. Emollients, rheological additives: classification and application. Antimicrobial used as preservatives, their merits and demerits. Factors affecting microbial preservative efficacy. Building blocks for formulation of a moisturizing cream, vanishing cream, cold cream, shampoo and toothpaste. Soaps and syndetbars. 12 Hrs
Perfumes; Classification of perfumes. Perfume ingredients listed as allergens in EU regulation.

 52
18/11/27

Controversial ingredients: Parabens, formaldehyde liberators, dioxane.

- 4 Design of cosmeceutical products: Sun protection, sunscreens classification and regulatory aspects. Addressing dry skin, acne, sun-protection, pigmentation, prickly heat, wrinkles, body odor., dandruff, dental cavities, bleeding gums, mouth odor and sensitive teeth through cosmeceutical formulations. 12 Hrs
- 5 Herbal Cosmetics : Herbal ingredients used in Hair care, skin care and oral care. Review of guidelines for herbal cosmetics by private bodies like cosmos with respect to preservatives, emollients, foaming agents, emulsifiers and rheology modifiers. Challenges in formulating herbal cosmetics. 12 Hrs

REFERENCES

1. Harry's Cosmeticology. 8th edition.
2. Poucher's perfumecosmeticsandSoaps, 10th edition.
3. Cosmetics - Formulation, Manufacture and quality control, PP.Sharma, 4th edition
4. Handbook of cosmetic science and Technology A.O.Barel, M.Paye and H.I. Maibach. 3rd edition
5. Cosmetic and Toiletries recent suppliers catalogue.
6. CTFA directory.

Amj
18/5/21



93




PHARMACEUTICS PRACTICALS - II
(MPH 205P)

1. To study the effect of temperature change , non solvent addition, incompatible polymer addition in microcapsules preparation
2. Preparation and evaluation of Alginate beads
3. Formulation and evaluation of gelatin /albumin microspheres
4. Formulation and evaluation of liposomes/niosomes
5. Formulation and evaluation of spherules
6. Improvement of dissolution characteristics of slightly soluble drug by Solid dispersion technique.
7. Comparison of dissolution of two different marketed products /brands
8. Protein binding studies of a highly protein bound drug & poorly protein bound drug
9. Bioavailability studies of Paracetamol in animals.
10. Pharmacokinetic and IVIVC data analysis by Winnoline^R software
11. In vitro cell studies for permeability and metabolism
12. DoE Using Design Expert[®] Software
13. Formulation data analysis Using Design Expert[®] Software
14. Quality-by-Design in Pharmaceutical Development
15. Computer Simulations in Pharmacokinetics and Pharmacodynamics
16. Computational Modeling Of Drug Disposition
17. To develop Clinical Data Collection manual
18. To carry out Sensitivity Analysis, and Population Modeling.
19. Development and evaluation of Creams
20. Development and evaluation of Shampoo and Toothpaste base
21. To incorporate herbal and chemical actives to develop products
22. To address Dry skin, acne, blemish, Wrinkles, bleeding gums and dandruff

Am
18/5/24

T
S.

AS

T I
R

PHARMACEUTICAL ANALYSIS (MPA)

MODERN PHARMACEUTICAL ANALYTICAL TECHNIQUES (MPA 101T)

Scope

This subject deals with various advanced analytical instrumental techniques for identification, characterization and quantification of drugs. Instruments dealt are NMR, Mass spectrometer, IR, HPLC, GC etc.

Objectives

After completion of course student is able to know about chemicals and excipients

- The analysis of various drugs in single and combination dosage forms
- Theoretical and practical skills of the instruments

THEORY

60 Hrs

1. a. UV-Visible spectroscopy: Introduction, Theory, Laws, Instrumentation associated with UV-Visible spectroscopy, Choice of solvents and solvent effect and Applications of UV-Visible spectroscopy, Difference/ Derivative spectroscopy. 10 Hrs
b. IR spectroscopy: Theory, Modes of Molecular vibrations, Sample handling, Instrumentation of Dispersive and Fourier - Transform IR Spectrometer, Factors affecting vibrational frequencies and Applications of IR spectroscopy, Data Interpretation.
c. Spectrofluorimetry: Theory of Fluorescence, Factors affecting fluorescence (Characteristics of drugs that can be analysed by fluorimetry), Quenchers, Instrumentation and Applications of fluorescence spectrophotometer.
d. Flame emission spectroscopy and Atomic absorption spectroscopy: Principle, Instrumentation, Interferences and Applications.
2. NMR spectroscopy: Quantum numbers and their role in NMR, Principle, Instrumentation, Solvent requirement in NMR, Relaxation process, NMR signals in various compounds, Chemical shift, Factors influencing chemical shift, Spin-Spin coupling, Coupling constant, Nuclear magnetic double resonance, Brief outline of principles of FT-NMR and ¹³C NMR. Applications of NMR spectroscopy. 10 Hrs
3. Mass Spectroscopy: Principle, Theory, Instrumentation of Mass 10

Handwritten signatures and dates:
18/07/24
[Signature]
[Signature]
[Signature]
[Signature]

Spectroscopy, Different types of ionization like electron impact, chemical, field, FAB and MALDI, APCI, ESI, APPI Analyzers of Quadrupole and Time of Flight, Mass fragmentation and its rules, Meta stable ions, Isotopic peaks and Applications of Mass spectroscopy. Hrs


- 4 Chromatography: Principle, apparatus, instrumentation, chromatographic parameters, factors affecting resolution, isolation of drug from excipients, data interpretation and applications of the following: 10 Hrs
- a. Thin Layer chromatography
 - b. High Performance Thin Layer Chromatography
 - c. Ion exchange chromatography
 - d. Column chromatography
 - e. Gas chromatography
 - f. High Performance Liquid chromatography
 - g. Ultra High Performance Liquid chromatography
 - h. Affinity chromatography
 - i. Gel Chromatography

- 5 a. Electrophoresis: Principle, Instrumentation, Working conditions, factors affecting separation and applications of the following: 10 Hrs
- a) Paper electrophoresis
 - b) Gel electrophoresis
 - c) Capillary electrophoresis
 - d) Zone electrophoresis
 - e) Moving boundary electrophoresis
 - f) Iso electric focusing

b. X ray Crystallography: Production of X rays, Different X ray methods, Bragg's law, Rotating crystal technique, X ray powder technique, Types of crystals and applications of X-ray diffraction

- 6 Potentiometry: Principle, working, Ion selective Electrodes and Application of potentiometry. 10 Hrs

Thermal Techniques: Principle, thermal transitions and Instrumentation (Heat flux and power-compensation and designs), Modulated DSC, Hyper DSC, experimental parameters (sample preparation, experimental conditions, calibration, heating and cooling rates, resolution, source of errors) and their influence, advantage and disadvantages, pharmaceutical applications. Differential Thermal Analysis (DTA): Principle, instrumentation




and advantage and disadvantages, pharmaceutical applications, derivative differential thermal analysis (DDTA). TGA: Principle, instrumentation, factors affecting results, advantage and disadvantages, pharmaceutical applications.

REFERENCES

1. Spectrometric Identification of Organic compounds - Robert M Silverstein, Sixth edition, John Wiley & Sons, 2004.
2. Principles of Instrumental Analysis - Douglas A Skoog, F. James Holler, Timothy A. Nieman, 5th edition, Eastern press, Bangalore, 1998.
3. Instrumental methods of analysis - Willards, 7th edition, CBS publishers.
4. Practical Pharmaceutical Chemistry - Beckett and Stenlake, Vol II, 4th edition, CBS Publishers, New Delhi, 1997.
5. Organic Spectroscopy - William Kemp, 3rd edition, ELBS, 1991.
6. Quantitative Analysis of Drugs in Pharmaceutical formulation - P D Sethi, 3rd Edition, CBS Publishers, New Delhi, 1997.
7. Pharmaceutical Analysis - Modern Methods - Part B - J W Munson, Vol 11, Marcel. Dekker Series
8. Spectroscopy of Organic Compounds, 2nd edn., P.S/Kalsi, Wiley estern Ltd., Delhi.
9. Textbook of Pharmaceutical Analysis, KA.Connors, 3rd Edition, John Wiley & Sons, 1982.

AVS
18/12/21



ADVANCED PHARMACEUTICAL ANALYSIS
(MPA 102T)

Scope

This subject deals with the various aspects of Impurity, Impurities in new drug products, in residual solvents, Elemental impurities, Impurity profiling and characterization of degradants, Stability testing of phytopharmaceuticals and their protocol preparation. It also covers the biological testing of various vaccines and their principle and procedure.

Objective

After completion of the course students shall able to know,

- Appropriate analytical skills required for the analytical method development.
- Principles of various reagents used in functional group analysis that renders necessary support in research methodology and demonstrates its application in the practical related problems.
- Analysis of impurities in drugs, residual solvents and stability studies of drugs and biological products


THEORY

60 Hrs

- | | | |
|----|---|-----------|
| 1. | Impurity and stability studies:
Definition, classification of impurities in drug Substance or Active Pharmaceutical Ingredients and quantification of impurities as per ICH guidelines
Impurities in new drug products:
Rationale for the reporting and control of degradation products, reporting degradation products content of batches, listing of degradation products in specifications, qualification of degradation products
Impurities in residual solvents:
General principles, classification of residual solvents, Analytical procedures, limits of residual solvents, reporting levels of residual solvents | 10
Hrs |
| 2 | Elemental impurities:
Element classification, control of elemental impurities, Potential Sources of elemental Impurities, Identification of Potential Elemental Impurities, analytical procedures, instrumentation & C, H, N and S analysis | 10
Hrs |

101

Amr
18/1/24




Stability testing protocols:

Selection of batches, container orientation, test parameters, sampling frequency, specification, storage conditions, recording of results, concept of stability, commitment etc. Important mechanistic and stability related information provided by results of study of factors like temperature, pH, buffering species ionic strength and dielectric constant etc. on the reaction rates. With practical considerations.

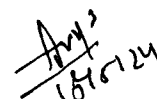
- | | | |
|---|---|-----------|
| 3 | Impurity profiling and degradant characterization: Method development, Stability studies and concepts of validation accelerated stability testing & shelf life calculation, WHO and ICH stability testing guidelines, Stability zones, steps in development, practical considerations. Basics of impurity profiling and degradant characterization with special emphasis. Photostability testing guidelines, ICH stability guidelines for biological products | 10
Hrs |
| 4 | Stability testing of phytopharmaceuticals: Regulatory requirements, protocols, HPTLC/HPLC finger printing, interactions and complexity. | 10
Hrs |
| 5 | Biological tests and assays of the following:
a. Adsorbed Tetanus vaccine b. Adsorbed Diphtheria vaccine
c. Human anti haemophilic vaccine d. Rabies vaccine e. Tetanus Anti toxin
f. Tetanus Anti serum g. Oxytocin h. Heparin sodium IP
i. Antivenom. PCR, PCR studies for gene regulation, instrumentation (Principle and Procedures) | 10
Hrs |
| 6 | Immunoassays (IA)
Basic principles, Production of antibodies, Separation of bound and unbound drug, Radioimmunoassay, Optical IA, Enzyme IA, Fluoro IA, Luminiscence IA, Quantification and applications of IA. | 10
Hrs |

REFERENCES

1. Vogel's textbook of quantitative chemical analysis - Jeffery J Bassett, J. Mendham, R. C. Denney, 5th edition, ELBS, 1991.
2. Practical Pharmaceutical Chemistry - Beckett and Stenlake, Vol II, 4th Edition, CBS publishers, New Delhi, 1997.
3. Textbook of Pharmaceutical Analysis - K A Connors, 3rd Edition, John Wiley & Sons, 1982.



4. Pharmaceutical Analysis - Higuchi, Brochmman and Hassen, 2nd Edition, Wiley - Inter science Publication, 1961.
5. Quantitative Analysis of Drugs in Pharmaceutical formulation - P D Sethi, 3rd Edition, CBS Publishers New Delhi, 1997.
6. Pharmaceutical Analysis- Modern methods - J W Munson - Part B, Volume 11, Marcel Dekker Series.
7. The Quantitative analysis of Drugs - D C Carratt, 3rd edition, CBS Publishers, NewDelhi, 1964.
8. Indian Pharmacopoeia Vol I , II & III 2007, 2010, 2014.
9. Methods of sampling and microbiological examination of water, first revision, BIS
10. Practical HPLC method development - Snyder, Kirkland, Glajch, 2nd edition, John Wiley & Sons.
11. Analytical Profiles of drug substances - Klaus Florey, Volume 1 - 20, Elsevier, 2005
12. Analytical Profiles of drug substances and Excipients - Harry G Brittan, Volume 21 - 30, Elsevier, 2005.
13. The analysis of drugs in biological fluids - Joseph Chamberlain, 2nd edition, CRC press, London.
14. ICH Guidelines for impurity profiles and stability studies.



Am
18/01/24

PHARMACEUTICAL VALIDATION (MPA 103T)

Scope

The main purpose of the subject is to understand about validation and how it can be applied to industry and thus to improve the quality of the products. The subject covers the complete information about validation, types, methodology and application.

Objectives

Upon completion of the subject student shall be able to

- Explain the aspect of validation
- Carryout validation of manufacturing processes
- Apply the knowledge of validation to instruments and equipments
- Validate the manufacturing facilities

THEORY

60 Hrs


- | | | |
|----|--|-----------|
| 1. | Introduction: Definition of Qualification and Validation, Advantage of Validation, Streamlining of Qualification & Validation process and Validation Master Plan.
Qualification: User Requirement Specification, Design Qualification, Factory Acceptance Test (FAT)/ Site Acceptance Test (SAT), Installation Qualification, Operational Qualification, Performance Qualification, Re- Qualification (Maintaining status-Calibration Preventive Maintenance, Change management), Qualification of Manufacturing Equipments, Qualification of Analytical Instruments and Laboratory equipments. | 12
Hrs |
| 2 | Qualification of analytical instruments: Electronic balance, pH meter, UV-Visible spectrophotometer, FTIR, GC, HPLC, HPTLC
Qualification of Glassware: Volumetric flask, pipette, Measuring cylinder, beakers and burette. | 12
Hrs |
| 3 | Validation of Utility systems: Pharmaceutical Water System & pure steam, HVAC system, Compressed air and nitrogen.
Cleaning Validation: Cleaning Validation - Cleaning Method development, Validation and validation of analytical method used in cleaning. Cleaning of Equipment, Cleaning of Facilities. Cleaning in place (CIP). | 12
Hrs |
| 4 | Analytical method validation: General principles, Validation of analytical method as per ICH guidelines and USP. | 12
Hrs |

Computerized system validation: Electronic records and digital significance-21 CFR part 11 and GAMP 5.

- 5 General Principles of Intellectual Property: Concepts of Intellectual Property (IP), Intellectual Property Protection (IPP), Intellectual Property Rights (IPR); Economic importance, mechanism for protection of Intellectual Property –patents, Copyright, Trademark; Factors affecting choice of IP protection; Penalties for violation; Role of IP in pharmaceutical industry; Global ramification and financial implications. Filing a patent applications; patent application forms and guidelines. Types patent applications-provisional and non-provisional, PCT and convention patent applications; International patenting requirement procedures and costs; Rights and responsibilities of a patentee; Practical aspects regarding maintaining of a Patent file; Patent infringement meaning and scope. Significance of transfer technology (TOT), IP and ethics-positive and negative aspects of IPP; Societal responsibility, avoiding unethical practices. 12 Hrs

REFERENCES

1. B. T. Loftus & R. A. Nash, "Pharmaceutical Process Validation", Drugs and Pharm Sci. Series, Vol. 129, 3rd Ed., Marcel Dekker Inc., N.Y.
2. The Theory & Practice of Industrial Pharmacy, 3rd edition, Leon Lachman, Herbert A. Lieberman, Joseph. L. Karig, Varghese Publishing House, Bombay.
3. Validation Master plan by Terveeks or Deeks, Davis Harwood International publishing.
4. Validation of Aseptic Pharmaceutical Processes, 2nd Edition, by Carleton & Agalloco, (Marcel Dekker).
5. Michael Levin, Pharmaceutical Process Scale-Up||, Drugs and Pharm. Sci. Series, Vol. 157,2nd Ed., Marcel Dekker Inc., N.Y.
6. Validation Standard Operating Procedures: A Step by Step Guide for Achieving Compliance in the Pharmaceutical, Medical Device, and Biotech Industries, Syed Imtiaz Haider
7. Pharmaceutical Equipment Validation: The Ultimate Qualification Handbook, Phillip A. Cloud, Interpharm Press
8. Validation of Pharmaceutical Processes: Sterile Products, Frederick J. Carlton (Ed.) and James Agalloco (Ed.), Marcel Dekker, 2nd Ed.
9. Analytical Method validation and Instrument Performance Verification by Churg Chan, Heiman Lam, Y.C. Lee, Yue. Zhang, Wiley Inter Science.

 105
A series of handwritten signatures and initials are present at the bottom of the page. From left to right, there are several distinct marks, including what appears to be a signature, the initials 'Gr', a signature with '105' written above it, another signature, and a signature with 'Aryud' and '18/11/24' written next to it.

FOOD ANALYSIS
(MPA 104T)

Scope

This course is designed to impart knowledge on analysis of food constituents and finished food products. The course includes application of instrumental analysis in the determination of pesticides in variety of food products.

Objectives


At completion of this course student shall be able to understand various analytical techniques in the determination of

- Food constituents
- Food additives
- Finished food products
- Pesticides in food
- And also student shall have the knowledge on food regulations and legislations

THEORY

60 Hrs

1. Carbohydrates: classification and properties of food carbohydrates, General methods of analysis of food carbohydrates, Changes in food carbohydrates during processing, Digestion, absorption and metabolism of carbohydrates, Dietary fibre, Crude fibre and application of food carbohydrates
Proteins: Chemistry and classification of amino acids and proteins, Physico-Chemical properties of protein and their structure, general methods of analysis of proteins and amino acids, Digestion, absorption and metabolism of proteins. 12 Hrs
- 2 Lipids: Classification, general methods of analysis, refining of fats and oils; hydrogenation of vegetable oils, Determination of adulteration in fats and oils, Various methods used for measurement of spoilage of fats and fatty foods. 12 Hrs
Vitamins: classification of vitamins, methods of analysis of vitamins, Principles of microbial assay of vitamins of B-series.
- 3 Food additives: Introduction, analysis of Preservatives, antioxidants, artificial sweeteners, flavors, flavor enhancers, stabilizers, thickening and jelling agents. 12 Hrs
Pigments and synthetic dyes: Natural pigments, their occurrence and characteristic properties, permitted synthetic







dyes, Non-permitted synthetic dyes used by industries, Method of detection of natural, permitted and non-permitted dyes.

- 4 General Analytical methods for milk, milk constituents and milk products like ice cream, milk powder, butter, margarine, cheese including adulterants and contaminants of milk. 12 Hrs
Analysis of fermentation products like wine, spirits, beer and vinegar.
- 5 Pesticide analysis: Effects of pest and insects on various food, use of pesticides in agriculture, pesticide cycle, organophosphorus and organochlorine pesticides analysis, determination of pesticide residues in grain, fruits, vegetables, milk and milk products. 12 Hrs
Legislation regulations of food products with special emphasis on BIS, Agmark, FDA and US-FDA.

REFERENCES

1. The chemical analysis of foods - David Pearson, Seventh edition, Churchill Livingstone, Edinburgh London, 1976
2. Introduction to the Chemical analysis of foods - S. Nielsen, Jones & Bartlett publishers, Boston London, 1994.
3. Official methods of analysis of AOAC International, sixth edition, Volume I & II, 1997.
4. Analysis of Food constituents - Multon, Wiley VCH.
5. Dr. William Horwitz, Official methods of analysis of AOAC International, 18th edition, 2005.

  107  
Aug 18 15 124

PHARMACEUTICAL ANALYSIS PRACTICALS - II
(MPA 105P)

1. Analysis of Pharmacopoeial compounds and their formulations by UV Vis spectrophotometer
2. Simultaneous estimation of multi component containing formulations by UV spectrophotometry
3. Experiments based on HPLC
4. Experiments based on Gas Chromatography
5. Estimation of riboflavin/quinine sulphate by fluorimetry
6. Estimation of sodium/potassium by flame photometry
7. Assay of official compounds by different titrations
8. Assay of official compounds by instrumental techniques.
9. Quantitative determination of hydroxyl group.
10. Quantitative determination of amino group
11. Colorimetric determination of drugs by using different reagents
12. Impurity profiling of drugs
13. Calibration of glasswares
14. Calibration of pH meter
15. Calibration of UV-Visible spectrophotometer
16. Calibration of FTIR spectrophotometer
17. Calibration of GC instrument
18. Calibration of HPLC instrument
19. Cleaning validation of any one equipment
20. Determination of total reducing sugar
21. Determination of proteins
22. Determination of saponification value, Iodine value, Peroxide value, Acid value in food products
23. Determination of fat content and rancidity in food products
24. Analysis of natural and synthetic colors in food
25. Determination of preservatives in food
26. Determination of pesticide residue in food products
27. Analysis of vitamin content in food products
28. Determination of density and specific gravity of foods
29. Determination of food additives

ADVANCED INSTRUMENTAL ANALYSIS
(MPA 201T)

Scope

This subject deals with various hyphenated analytical instrumental techniques for identification, characterization and quantification of drugs. Instruments dealt are LC-MS, GC-MS, and hyphenated techniques.

Objectives

After completion of course student is able to know,

- interpretation of the NMR, Mass and IR spectra of various organic compounds
- theoretical and practical skills of the hyphenated instruments
- identification of organic compounds

THEORY

60 Hrs

1. HPLC: Principle, instrumentation, pharmaceutical applications, peak shapes, capacity factor, selectivity, plate number, plate height, resolution, band broadening, pumps, injector, detectors, columns, column problems, gradient HPLC, HPLC solvents, trouble shooting, sample preparation, method development, New developments in HPLC-role and principles of ultra, nano liquid chromatography in pharmaceutical analysis. Immobilized polysaccharide CSP's: Advancement in enantiomeric separations, revised phase Chiral method development and HILIC approaches. HPLC in Chiral analysis of pharmaceuticals. Preparative HPLC, practical aspects of preparative HPLC. 12 Hrs
- 2 Biochromatography: Size exclusion chromatography, ion exchange chromatography, ion pair chromatography, affinity chromatography general principles, stationary phases and mobile phases. 12 Hrs
Gas chromatography: Principles, instrumentation, derivatization, head space sampling, columns for GC, detectors, quantification.
High performance Thin Layer chromatography: Principles, instrumentation, pharmaceutical applications.
- 3 Super critical fluid chromatography: Principles, instrumentation, pharmaceutical applications. 12 Hrs
Capillary electrophoresis: Overview of CE in pharmaceutical analysis, basic configuration, CE characteristics, principles of CE, methods and modes of CE. General considerations and method

Avy
18/1/24

G. 109


development in CE, Crown ethers as buffer additives in capillary electrophoresis. CE-MS hyphenation.

- 4 Mass spectrometry: Principle, theory, instrumentation of mass spectrometry, different types of ionization like electron impact, chemical, field, FAB and MALD, APCI, ESI, APPI mass fragmentation and its rules, meta stable ions, isotopic peaks and applications of mass spectrometry. LC-MS hyphenation and DART MS analysis. Mass analysers (Quadrpole, Time of flight, FT-ICR, ion trap and Orbitrap) instruments. MS/MS systems (Tandem: QqQ, TOF-TOF; Q-IT, Q-TOF, LTQ-FT, LTQ-Orbitrap. 12 Hrs
- 5 NMR spectroscopy: Quantum numbers and their role in NMR, Principle, Instrumentation, Solvent requirement in NMR, Relaxation process, NMR signals in various compounds, Chemical shift, Factors influencing chemical shift, Spin-Spin coupling, Coupling constant, Nuclear magnetic double resonance, Brief outline of principles of FT-NMR with reference to ^{13}C NMR: Spin spin and spin lattice relaxation phenomenon. ^{13}C NMR, 1-D and 2-D NMR, NOESY and COSY techniques, Interpretation and Applications of NMR spectroscopy. LC-NMR hyphenations. 12 Hrs

REFERENCES

1. Spectrometric Identification of Organic compounds - Robert M Silverstein, Sixth edition, John Wiley & Sons, 2004.
2. Principles of Instrumental Analysis - Douglas A Skoog, F. James Holler, Timothy A. Nieman, 5th edition, Eastern press, Bangalore, 1998.
3. Instrumental methods of analysis - Willards, 7th edition, CBS publishers.
4. Organic Spectroscopy - William Kemp, 3rd edition, ELBS, 1991.
5. Quantitative analysis of Pharmaceutical formulations by HPTLC - P D Sethi, CBS Publishers, New Delhi.
6. Quantitative Analysis of Drugs in Pharmaceutical formulation - P D Sethi, 3rd Edition, CBS Publishers, New Delhi, 1997.
7. Pharmaceutical Analysis- Modern methods - Part B - J W Munson, Volume 11, Marcel Dekker Series.
8. Organic Spectroscopy by Donald L. Paviya, 5th Edition.

S.



**MODERN BIO-ANALYTICAL TECHNIQUES
(MPA 202T)**

Scope

This subject is designed to provide detailed knowledge about the importance of analysis of drugs in biological matrices.

Objectives

Upon completion of the course, the student shall be able to understand

- Extraction of drugs from biological samples
- Separation of drugs from biological samples using different techniques
- Guidelines for BA/BE studies.

THEORY

60 Hrs

1. Extraction of drugs and metabolites from biological matrices: 12 Hrs
General need, principle and procedure involved in the Bioanalytical methods such as Protein precipitation, Liquid - Liquid extraction and Solid phase extraction and other novel sample preparation approach.
Bioanalytical method validation: USFDA and EMEA guidelines.
2. Biopharmaceutical Consideration: 12 Hrs
Introduction, Biopharmaceutical Factors Affecting Drug Bioavailability, In Vitro: Dissolution and Drug Release Testing, Alternative Methods of Dissolution Testing Transport models, Biopharmaceutics Classification System. Solubility: Experimental methods. Permeability: In-vitro, in-situ and In-vivo methods.
3. Pharmacokinetics and Toxicokinetics: 12 Hrs
Basic consideration, Drug interaction (PK-PD interactions), The effect of protein-binding interactions, The effect of tissue-binding interactions, Cytochrome P450-based drug interactions, Drug interactions linked to transporters. Microsomal assays Toxicokinetics-Toxicokinetic evaluation in preclinical studies, Importance and applications of toxicokinetic studies. LC-MS in bioactivity screening and proteomics.
4. Cell culture techniques 12 Hrs
Basic equipments used in cell culture lab. Cell culture media, various types of cell culture, general procedure for cell cultures; isolation of cells, subculture, cryopreservation, characterization of

Arund
18/11/24

G

111

111

111

111

cells and their applications. Principles and applications of cell viability assays (MTT assays), Principles and applications of flow cytometry.


- 5 Metabolite identification: 12 Hrs
In-vitro / in-vivo approaches, protocols and sample preparation.
Microsomal approaches (Rat liver microsomes (RLM) and Human liver microsomes (HLM) in Met -ID. Regulatory perspectives.
In-vitro assay of drug metabolites & drug metabolizing enzymes.

Drug Product Performance, In Vivo: Bioavailability and Bioequivalence:

Drug Product Performance, Purpose of Bioavailability Studies, Relative and Absolute Availability. Methods for Assessing Bioavailability, Bioequivalence Studies, Design and Evaluation of Bioequivalence Studies, Study Designs, Crossover Study Designs, Generic Biologics (Biosimilar Drug Products), Clinical Significance of Bioequivalence Studies.

REFERENCES

1. Analysis of drugs in Biological fluids - Joseph Chamberlain, 2nd Edition. CRC Press, Newyork. 1995.
2. Principles of Instrumental Analysis - Doglas A Skoog, F. James Holler, Timothy A. Nieman, 5th edition, Eastern press, Bangalore, 1998.
3. Pharmaceutical Analysis - Higuchi, Brochmman and Hassen, 2nd Edition, Wiley - Interscience Publications, 1961.
4. Pharmaceutical Analysis- Modern methods - Part B - J W Munson, Volume 11, Marcel Dekker Series
5. Practical HPLC method Development - Snyder, Kirkland, Glaich, 2nd Edition, John Wiley & Sons, New Jercy. USA.
6. Chromatographic Analysis of Pharmaceuticals - John A Adamovics, 2nd Edition, Marcel Dekker, Newyork, USA. 1997.
7. Chromatographic methods in clinical chemistry & Toxicology - Roger L Bertholf, Ruth E Winecker, John Wiley & Sons, New Jercy, USA. 2007.
8. Good Laboratory Practice Regulations, 2nd Edition, Sandy Weinberg Vol. 69, Marcel Dekker Series, 1995.
9. Good laboratory Practice Regulations - Allen F. Hirsch, Volume 38, Marcel Dekker Series, 1989.
10. ICH, USFDA & CDSCO Guidelines.
11. Palmer



**QUALITY CONTROL AND QUALITY ASSURANCE
(MPA 203T)**

Scope

This course deals with the various aspects of quality control and quality assurance aspects of pharmaceutical industries. It covers the important aspects like cGMP, QC tests, documentation, quality certifications, GLP and regulatory affairs.

Objectives

At the completion of this subject it is expected that the student shall be able to know


- the cGMP aspects in a pharmaceutical industry
- to appreciate the importance of documentation
- to understand the scope of quality certifications applicable to Pharmaceutical industries
- to understand the responsibilities of QA & QC departments

THEORY

60 hrs

1. Concept and Evolution of Quality Control and Quality Assurance 12 Hrs
Good Laboratory Practice, GMP, Overview of ICH Guidelines - QSEM, with special emphasis on Q-series guidelines.
Good Laboratory Practices: Scope of GLP, Definitions, Quality assurance unit, protocol for conduct of non clinical testing, control on animal house, report preparation and documentation.
2. cGMP guidelines according to schedule M, USFDA (inclusive of CDER and CBER) Pharmaceutical Inspection Convention (PIC), WHO and EMEA covering: Organization and personnel responsibilities, training, hygiene and personal records, drug industry location, design, construction and plant lay out, maintenance, sanitation, environmental control, utilities and maintenance of sterile areas, control of contamination and Good Warehousing Practice. CPCSEA guidelines. 12 Hrs
3. Analysis of raw materials, finished products, packaging materials, in process quality control (IPQC), Developing specification (ICH Q6 and Q3) 12 Hrs

Approved
1/11/24



Gj




Purchase specifications and maintenance of stores for raw materials. In process quality control and finished products quality control for following formulation in Pharma industry according to Indian, US and British pharmacopoeias: tablets, capsules, ointments, suppositories, creams, parenterals, ophthalmic and surgical products (How to refer pharmacopoeias), Quality control test for containers, closures and secondary packing materials.


4. Documentation in pharmaceutical industry: Three tier documentation, Policy, Procedures and Work instructions, and records (Formats), Basic principles- How to maintain, retention and retrieval etc. Standard operating procedures (How to write), Master Formula Record, Batch Formula Record, Quality audit plan and reports. Specification and test procedures, Protocols and reports. Distribution records. Electronic data. 12 Hrs
5. Manufacturing operations and controls: Sanitation of manufacturing premises, mix-ups and cross contamination, processing of intermediates and bulk products, packaging operations, IPQC, release of finished product, process deviations, charge-in of components, time limitations on production, drug product inspection, expiry date calculation, calculation of yields, production record review, change control, sterile products, aseptic process control, packaging. 12 Hrs

REFERENCES

1. Quality Assurance Guide by organization of Pharmaceutical Procedures of India, 3rd revised edition, Volume I & II, Mumbai, 1996.
2. Good Laboratory Practice Regulations, 2nd Edition, Sandy Weinberg Vol. 69, Marcel Dekker Series, 1995.
3. Quality Assurance of Pharmaceuticals- A compedium of Guide lines and Related materials Vol I & II, 2nd edition, WHO Publications, 1999.
4. How to Practice GMP's - P P Sharma, Vandana Publications, Agra, 1991.
5. The International Pharmacopoeia - vol I, II, III, IV & V - General Methods of Analysis and Quality specification for Pharmaceutical Substances, Excipients and Dosage forms, 3rd edition, WHO, Geneva, 2005.
6. Good laboratory Practice Regulations - Allen F. Hirsch, Volume 38, Marcel Dekker Series, 1989.
7. ICH guidelines
8. ISO 9000 and total quality management



9. The drugs and cosmetics act 1940 – Deshpande, Nilesh Gandhi, 4th edition, Susmit Publishers, 2006.
10. QA Manual – D.H. Shah, 1st edition, Business Horizons, 2000.
11. Good Manufacturing Practices for Pharmaceuticals a plan for total quality control – Sidney H. Willig, Vol. 52, 3rd edition, Marcel Dekker Series.
12. Steinborn L. GMP/ISO Quality Audit Manual for Healthcare Manufacturers and Their Suppliers, Sixth Edition, (Volume 1 - With Checklists and Software Package). Taylor & Francis; 2003.
13. Sarker DK. Quality Systems and Controls for Pharmaceuticals. John Wiley & Sons; 2008.



Handwritten signatures and a date stamp. The date stamp reads "Aug 18/15/29".

PHARMACEUTICAL BIOTECHNOLOGY (MPB)

MODERN PHARMACEUTICAL ANALYTICAL TECHNIQUES (MPB 101T)

Scope

This subject deals with various advanced analytical instrumental techniques for identification, characterization and quantification of drugs. Instruments dealt are NMR, Mass spectrometer, IR, HPLC, GC etc.

Objectives


After completion of course student is able to know,

- The analysis of various drugs in single and combination dosage forms
- Theoretical and practical skills of the instruments

THEORY

60 Hrs

1. a. UV-Visible spectroscopy: Introduction, Theory, Laws, 12 Hrs
Instrumentation associated with UV-Visible spectroscopy, Choice of solvents and solvent effect and Applications of UV-Visible spectroscopy.
IR spectroscopy: Theory, Modes of Molecular vibrations, Sample handling, Instrumentation of Dispersive and Fourier - Transform IR Spectrometer, Factors affecting vibrational frequencies and Applications of IR spectroscopy
b. Spectrofluorimetry: Theory of Fluorescence, Factors affecting fluorescence, Quenchers, Instrumentation and Applications of fluorescence spectrophotometer.
c. Flame emission spectroscopy and Atomic absorption spectroscopy: Principle, Instrumentation, Interferences and Applications.
2. NMR spectroscopy: Quantum numbers and their role in NMR, 12 Hrs
Principle, Instrumentation, Solvent requirement in NMR, Relaxation process, NMR signals in various compounds, Chemical shift, Factors influencing chemical shift, Spin-Spin coupling, Coupling constant, Nuclear magnetic double resonance, Brief outline of principles of FT-NMR and ¹³C NMR. Applications of NMR spectroscopy.



- 3 Mass Spectroscopy: Principle, Theory, Instrumentation of Mass Spectroscopy, Different types of ionization like electron impact, chemical, field, FAB and MALDI, APCI, ESI, APPI Analyzers of Quadrupole and Time of Flight, Mass fragmentation and its rules, Meta stable ions, Isotopic peaks and Applications of Mass spectroscopy 12 Hrs
- 4 Chromatography: Principle, apparatus, instrumentation, chromatographic parameters, factors affecting resolution and applications of the following: 12 Hrs
 a) Paper chromatography b) Thin Layer chromatography
 c) Ion exchange chromatography d) Column chromatography
 e) Gas chromatography f) High Performance Liquid chromatography
 g) Affinity chromatography
- 5 a. Electrophoresis: Principle, Instrumentation, Working conditions, factors affecting separation and applications of the following: 12 Hrs
 a) Paper electrophoresis b) Gel electrophoresis c) Capillary electrophoresis d) Zone electrophoresis e) Moving boundary electrophoresis f) Iso electric focusing
 b. X ray Crystallography: Production of X rays, Different X ray methods, Bragg's law, Rotating crystal technique, X ray powder diffraction technique, Types of crystals and applications of X-ray diffraction.

REFERENCES

1. Spectrometric Identification of Organic compounds - Robert M Silverstein, Sixth edition, John Wiley & Sons.
2. Principles of Instrumental Analysis - Doglas A Skoog, F. James Holler, Timothy A. Nieman, 5th edition, Eastern press, Bangalore.
3. Instrumental methods of analysis - Willards, 7th edition, CBS publishers.
4. Practical Pharmaceutical Chemistry - Beckett and Stenlake, Vol II, 4th edition, CBS Publishers, New Delhi.
5. Organic Spectroscopy - William Kemp, 3rd edition, ELBS.
6. Quantitative Analysis of Drugs in Pharmaceutical formulation - P D Sethi, 3rd Edition, CBS Publishers, New Delhi.
7. Pharmaceutical Analysis- Modern methods - Part B - J W Munson, Volume 11, Marcel Dekker Series

18/11/24

166

MICROBIAL AND CELLULAR BIOLOGY
(MPB 102T)

Scope

This subject is designed to provide the advanced knowledge to the biotechnology students in invaluable areas of advanced microbiology which plays a crucial role in determining its future use and applications in medicine, drug discovery and in pharmaceutical industry.

Objective

At the completion of this course it is expected that the students will get an understanding about the following aspects;

- Importance of Microorganisms in Industry
- Central dogma of molecular biology
- Structure and function of cell and cell communication
- Cell culture technology and its applications in pharmaceutical industries.
- Microbial pathogenesis and correlating it to rational use of antimicrobial agents.

THEORY

60Hrs

- | | |
|--|-----------|
| 1. Microbiology
Introduction - Prokaryotes and Eukaryotes. Bacteria, fungi, actinomycetes and virus - structure, chemistry and morphology, cultural, physiological and reproductive features. Methods of isolation, cultivation and maintenance of pure cultures. Industrially important microorganisms - examples and applications | 12
Hrs |
| 2 Molecular Biology: Structure of nucleus and chromosome, Nucleic acids and composition, structure and types of DNA and RNA. Central dogma of molecular biology: Replication, Transcription and translation.
Gene regulation
Gene copy number, transcriptional control and translational control.
RNA processing
Modification and Maturation, RNA splicing, RNA editing, RNA amplification. Mutagenesis and repair mechanisms, types of mutants, application of mutagenesis in stain improvement, gene mapping of plasmids- types purification and application. Phage genetics, genetic organization, phage mutation and lysogeny. | 12
Hrs |

167

18/11/21

- 3 Cell structure and function 12 Hrs
Cell organelles, cytoskeleton & cell movements, basic aspects of cell regulation, bioenergetics and fuelling reactions of aerobics and anaerobics, secondary metabolism & its applications. Cell communication, cell cycle and apoptosis, mechanism of cell division. Cell junctions/adhesion and extra cellular matrix, germ cells and fertilization, histology - the life and death of cells in tissues.

Cell Cycle and Cytoskeleton

Cell Division and its Regulation, G-Protein Coupled Receptors, Kinases, Nuclear receptors, Cytoskeleton & cell movements, Intermediate Filaments.

Apoptosis and Oncogenes

Programmed Cell Death, Tumor cells, carcinogens & repair.

Differentiation and Developmental Biology

Fertilization, Events of Fertilization, In vitro Fertilization, Embryonic Germ Cells, Stem Cells and its Application.

- 4 Principles of microbial nutrition 12 Hrs
Physical and chemical environment for microbial growth, Stability and degeneration of microbial cultures.

Growth of animal cells in culture

General procedure for cell culture, Nutrient composition, Primary, established and transformed cell cultures, applications of cell cultures in pharmaceutical industry and research. Growth of viruses in cell culture propagation and enumeration. In-vitro screening techniques- cytotoxicity, anti-tumor, anti-viral assays.


- 5 Microbial pathology 12 Hrs
Identifying the features of pathogenic bacteria, fungi and viruses. Mechanism of microbial pathogenicity, etiology and pathology of common microbial diseases and currently recommended therapies for common bacterial, fungal & viral infections. Mechanism of action of antimicrobial agents and possible sites of chemotherapy.

Ans
18/1/24

168

REFERENCES

1. W.B. Hugo and A.D. Russel: Pharmaceutical Microbiology, Blackwell Scientific publications, Oxford London.
2. Prescott and Dunn, Industrial Microbiology, CBS Publishers & Distributors, Delhi.
3. Pelczar, Chan Kreig, Microbiology, Tata McGraw Hill edn.
4. David Freifelder, Molecular Biology, 2nd edition, Narosa Publishing House.
5. R. Ian Freshney, Culture of animal cells - A manual of Basic techniques, 6th edition, Wileys publication house.
6. David Baltimore, Molecular cell biology, W H Freeman & Co publishers.
7. Cell biology vol-I,II,III by Julio E.Cells
8. Bergeys manual of systematic bacteriology, Williams and Wilkins- A Waverly company.

Handwritten signatures and a date stamp. The date stamp reads "Apr 12 1975/129".

BIOPROCESS ENGINEERING AND TECHNOLOGY
(MPB 103T)

Scope

This paper has been designed to provide the knowledge to the biotechnology students in invaluable areas of bioprocess technology to develop skills to modify, design and operate different types of fermenters, to understand and implement various fermentation procedures, to train students in scale up fermentation operations.

Objective

At the completion of this subject it is expected that students will be able to,

- Understand basics and design of fermentation technology
- Scale up and scale down processing of fermentation technology
- Bioprocessing of the industrially important microbial metabolites in industries and R & D organizations.
- Regulation governing the manufacturing of biological products
- Understand and conduct fermentation process kinetics.

THEORY

60 Hrs

1. Introduction to fermentation technology

12

Basic principles of fermentation

Hrs

Study of the design and operation of bioreactor

Ancillary parts and function, impeller design and agitation, power requirements on measurements and control of dissolved oxygen, carbon dioxide, temperature, pH and foam.

Types of bioreactor

CSTR, tower, airlift, bubble column, packed glass bead, hollow fiber, configuration and application

Computer control of fermentation process

System configuration and application

2 Mass transfer

12

Theory, diffusional resistance to oxygen requirements of microorganisms, measurements of mass transfer co-efficient and factor affecting them, effects of aeration and agitation on mass transfer, supply of air, air compressing, cleaning and sterilization of air and plenum ventilation, air sampling and testing standards for air purity.

Hrs

18/1/24

170

Rheology


Rheological properties of fermentation system and their importance in bioprocessing.

- 3 Scale up of fermentation process 12 Hrs
Principles, theoretical considerations, techniques used, media for fermentation, HTST sterilization, advantage and disadvantage, liquid sterilization.
Cultivation and immobilized culture system
Cultivation system - batch culture, continuous culture, synchronous cultures, fed batch culture. Graphical plot representing the above systems.
Introduction to immobilization
Techniques, immobilization of whole cell, immobilized culture system to prepare fine chemicals. Immobilization of enzymes and their applications in the industry. Reactors for immobilized systems and perspective of enzyme engineering.
- 4 Scale down of fermentation process 12 Hrs
Theory, equipment design and operation, methods of filtration, solvent extraction, chromatographic separation, crystallization turbidity analysis and cell yield determination, metabolic response assay, enzymatic assay, bioautographic techniques and disruption of cells for product recovery.
Isolation and screening
Primary and secondary, maintenance of stockculture, strain improvement for increased yield.
- 5 Bioprocessing of the industrially important microbial metabolites 12 Hrs
a) Organic solvents - Alcohol and Glycerol
b) Organic acids - Citric acids, Lactic acids,
c) Amino acids - Glutamic acids, Lysine, Cyclic AMP and GMP
d) Antibiotics - Penicillin, Streptomycin, Griseofulvin,
e) Vitamins - B12, Riboflavin and Vitamin C
Biosynthetic pathways for some secondary metabolites, microbial transformation of steroids and alkaloids
Regulation governing the manufacturing of biological products .

Av12
1815724

G

171



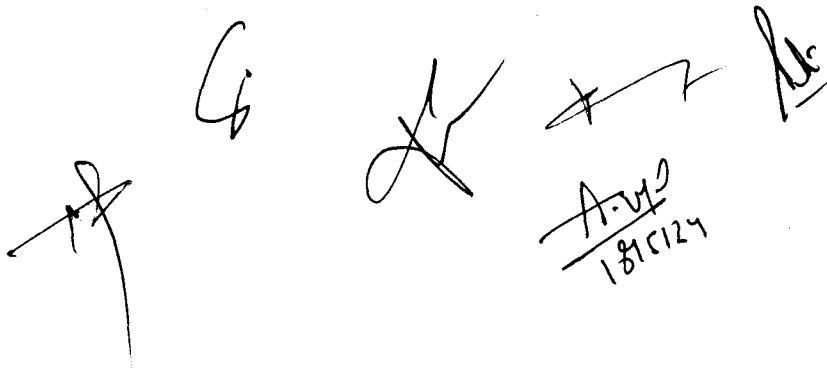






REFERENCES

1. Peter Stanbury, Allan Whitaker, Stephen Hall, Principles of Fermentation technology, Elsevier stores.
2. L.E. Casida, Industrial Microbiology, John Wiley & sons Inc.
3. F.M. Asubel, Current protocols in molecular biology, volume I and II, John Wiley Publishers.
4. Biotol Board, Bioreactor design and product yield, Butterworth and Helhemann Publishers.
5. H. Patel, Industrial microbiology, Macmillan India Limited.

A series of handwritten signatures and initials in black ink. From left to right: a stylized signature, the letter 'G', a signature, a signature with a horizontal line, and a signature. Below the second signature from the right, there is a handwritten note: 'A-110' over '18/12/74'.

ADVANCED PHARMACEUTICAL BIOTECHNOLOGY
(MPB 104T)

Scope

This paper has been designed to provide the knowledge to the students to develop skills of advanced techniques of isolation and purification of enzymes, to enrich students with current status of development of vaccines and economic importance of biotechnology products.

Objective

At the completion of this subject it is expected that students will be able to

- Understand about the latest technology development in biotechnology technique, tools and their uses in drug and vaccine development.
- Identify appropriate sources of enzymes.
- Understand and perform genetic engineering techniques in gene manipulation, r-DNA technology and gene amplification.
- Understand the overview of pharmacogenomics.
- Learn the regulatory approval process and key regulatory agencies for new drugs, biologics, devices, and drug-device combinations.

THEORY

60 Hrs

1. **Enzyme Technology** 12 Hrs
Classification, general properties of enzymes, dynamics of enzymatic activity, sources of enzymes, extraction and purification, pharmaceutical, therapeutic and clinical application. Production of amyloglucosidase, glucose isomerase, amylase and trypsin.

2. **Genetic Engineering** 12 Hrs
Techniques of gene manipulation, cloning strategies, procedures, cloning vectors expression vectors, recombinant selection and screening, expression in E.coli and yeast.
Site directed mutagenesis, polymerase chain reaction, and analysis of DNA sequences.
Gene library and cDNA
Applications of the above technique in the production of,
 - Regulatory proteins - Interferon, Interleukins
 - Blood products - Erythropoietin
 - Vaccines - Hepatitis-B
 - Hormones - Insulin

- | | |
|---|--|
| 3 | <p>Therapeutic peptides 12</p> <p>Study on controlled and site specified delivery of therapeutic peptides and proteins through various routes of administration. Hrs</p> <p>Transgenic animals</p> <p>Production of useful proteins in transgenic animals and gene therapy.</p> <p>Human Genome</p> <p>The human genome project-a brief study, Human chromosome – Structure and classification, chromosomal abnormalities – Syndromes</p> |
| 4 | <p>Signal transduction 12</p> <p>Introduction, cell signaling pathways, Ion channels, Sensors and effectors, ON and OFF mechanisms, Spatial and temporal aspects of signaling, cellular process, development, cell cycle and proliferation, neuronal signaling, cell stress, inflammatory responses and cell death, signaling defects and diseases. Hrs</p> <p>Oncogenes</p> <p>Introduction, definition, various oncogenes and their proteins.</p> |
| 5 | <p>Microbial Biotransformation 12</p> <p>Biotransformation for the synthesis of chiral drugs and steroids. Hrs</p> <p>Microbial Biodegradation</p> <p>Biodegradation of xenobiotics, chemical and industrial wastes, Production of single-cell protein, Applications of microbes in environmental monitoring.</p> <p>Biosensors</p> <p>Definition, characteristics of ideal biosensors, types of biosensors, biological recognition elements, transducers, application of biosensors.</p> |

REFERENCES

1. Biotechnology-The biological principles: MD Trevan, S Boffey, KH Goulding and P.F. Stanbury.
2. Immobilization of cells and enzymes: HosevearKennadycabral& Bicker staff
3. Principles of Gene Manipulating: RW Old and S.B.Primrose.
4. Molecular Cell Biology: Harvey Lodish, David Baltimore, Arnold Berk, S LawenceZipursky, Paul Matsudaira, James Darnell.
5. Modern Biotechnology: S.B Primrose

Handwritten signatures and initials are present at the bottom of the page, including a large signature on the left, a signature in the middle, and initials on the right.

6. Gene transfer and expression protocols-methods in Molecular Biology, vol. VII, Edit E.T. Murray
7. Current protocols in Molecular Biology, Vo1.I & II:F.M. Asubel, John wiley Publishers
8. Current protocols in cellular biology, Vo1.1 & II John wiley publishers.
9. Principles of human genetics; by Curt Stern, published by W.H. Freeman.

Aug
1971/24

S

Dr


→

→

→

PHARMACEUTICAL BIOTECHNOLOGY PRACTICAL - I
(MPB 105P)

1. Analysis of Pharmacopoeial compounds and their formulations by UV Vis spectrophotometer
2. Simultaneous estimation of multi component containing formulations by UV spectrophotometry
3. Experiments based on HPLC
4. Experiments based on Gas Chromatography
5. Estimation of riboflavin/quinine sulphate by fluorimetry
6. Estimation of sodium/potassium by flame photometry
7. Isolation and Purification of microorganism from the soil
8. Microbial contamination of Water and biochemical parameters.
9. Determination of Minimum Inhibitory concentration by gradient plate technique and serial dilution method.
10. UV- survival curve and Dark repair
11. Sterility test for pharmaceutical preparations
12. Sub culturing of cells and cytotoxicity assays.
13. Construction of growth curve and determination of specific growth rate and doubling time
14. Fermentation process of alcohol and wine production
15. Fermentation of vitamins and antibiotics
16. Whole cell immobilization engineering
17. Thermal death kinetics of bacteria
18. Replica plating
19. Bio-autography.
20. Isolation and estimation of DNA
21. Isolation and estimation of RNA
22. Isolation of plasmids
23. Agarose gel electrophoresis.
24. Transformation techniques
25. SDS - polyacrylamide gel electrophoresis for proteins
26. Polymerase chain reaction technique.



PROTEINS AND PROTEIN FORMULATIONS
(MPB 201T)

Scope

This course is designed to impart knowledge and skills necessary for knowing fundamental aspects of proteins and their formulations is a part of drug research and development process. Basic theoretical discussions of the principles of more integrated and coherent use of information for protein formulation and design are provided to help the students to clarify the various biological concepts of protein.

Objective


At the completion of this course it is expected that students will be able to understand,

- Various methods of purification of proteins
- Peptides in drug development
- Protein identification and characterization
- Protein based formulations
- Sequencing proteins

THEORY

60 Hrs


- | | | |
|----|---|-----------|
| 1. | Protein engineering
Concepts for protein engineering. Isolation and purification of proteins, Stability and activity based approaches of protein engineering, Chemical and Physical Considerations in Protein and Peptide Stability, Different methods for protein engineering, gene shuffling, and direct evolution. | 12
Hrs |
| 2 | Peptidomimetics
Introduction, classification; Conformationally restricted peptides, design, pseudopeptides, peptidomimetics and transition state analogs; Biologically active template; Amino acid replacements; Peptidomimetics and rational drug design; CADD techniques in peptidomimetics; Development of non peptide peptidomimetics. | 12
Hrs |
| 3 | Proteomics
Protein identification and characterization: Methods/strategies, protein identification, de novo protein characterization, Isotope labelling, N- and C-terminal tags. | 12
Hrs |



- 2-Dimensional gel electrophoresis
Methods including immobilized pH gradients (IPGs), resolution, reproducibility and image analysis, future developments
- 4 Protein formulation 12 Hrs
Different strategies used in the formulation of DNA and proteins, Analytical and biophysical parameters of proteins and DNA in pre-formulation, Liposomes, Neon-spears, Neon-particulate system, PEGylation, Biological Activity, Biophysical Characterization Techniques, Forced degradation studies of protein.
- 5 Methods of protein sequencing 12 Hrs
Various methods of protein sequencing, characterisation, Edman degradation, Tryptic and/or Chymotryptic Peptide Mapping.

REFERENCES

1. H. Lodhishet. Al. Molecular Cell Biology, W. H. Freeman and Company
2. Protein Purification - Hand Book, Amersham pharmacia biotech
3. EngelbertBuxbaum, Fundamentals of Protein Structure and Function, Springer Science
4. Sheldon J. Park, Jennifer R. Cochran, Protein Engineering and Design, CRC press.
5. Robert K. Skopes. Protein purification, principle and practice, springer link.
6. David Whitford, Proteins-Structure and Function, John Wiley & Sons Ltd.
7. James Swarbrick, Protein Formulation and Delivery Informa Healthcare USA, Inc.
8. Rodney Pearlman, Y. John Wang Formulation, Characterization, and Stability of Protein Drugs, Kluwer Academic Publishers.



Handwritten signatures and initials, including the name 'Gib' and a date 'Avy 18/5/24'.

IMMUNOTECHNOLOGY (MPB 202T)

Scope

This course is designed to impart knowledge on production and engineering of antibodies, the application of antigens, the design of (recombinant) vaccines, strategies for immune intervention, etc. The Immunotechnology - based techniques will be used for therapeutics and diagnostics, industries in the production, quality control and quality assurance, and in R&D.

Objective

After this course, the students will be able to:-

- Understand the techniques like immunodiagnostic tests,
- Characterization of lymphocytes, purification of antigens and antibody, etc.
- Access health problems with immunological background;
- Develop approaches for the immune intervention of diseases

THEORY

60 Hrs

1. Fundamental aspects of immunology 12 Hrs
Introduction, cells and organs of the immune system, cellular basis of Immune response, primary and secondary lymphoid organs, antigen antibody and their structure.
Types of immune responses, anatomy of immune response.
Overview of innate and adaptive Immunity.
Humoral Immunity
B - Lymphocytes and their activation. Structure and function of immunoglobulins, idiotypes and anti idiotypic antibodies.
Cell mediated Immunity
Thymus derived lymphocytes (T cells) - their ontogeny and types, MHC complex, antigen presenting cells (APC), mechanisms of T cell activation, macrophages, dendritic cells, langerhans cells, mechanism of phagocytosis
- 2 Immune Regulation and Tolerance 12 Hrs
Complement activation and types and their biological functions, cytokines and their role in immune response.

Hypersensitivity

Hypersensitivity Types I-IV, Hypersensitivity reactions and treatment

Autoimmune diseases

Handwritten signature and date: Aug 18/12/24

179

Handwritten mark

Handwritten signature

Handwritten signature


Handwritten signature

Handwritten signature

- | | | |
|---|--|-----------|
| 3 | Vaccine technology
Vaccine and their types, conventional vaccines, novel methods for vaccine production, antiidiotypic vaccine, DNA vaccine, genetically engineered vaccine, iscoms, synthetic peptides, and immunodiagnostics.
Stem cell technology
Stem cell technology and applications to immunology | 12
Hrs |
| 4 | Hybridoma Technology
Hybridoma techniques – fusion methods for myeloma cells and B-Lymphocytes, selection and screening techniques. Production and purification of monoclonal antibodies and their applications in Pharmaceutical industry. | 12
Hrs |
| 5 | Immunological Disorder
Autoimmune disorders and types, pathogenic mechanisms, treatment, experimental models of auto immune diseases, primary and secondary immunodeficiency disorders.
Immunodiagnosis
Antigen antibody interaction – Precipitation reaction, Agglutination reactions, Principles and applications of ELISA, Radio Immuno Assay, Western blot analysis, immune-electrophoresis, immuno fluorescence, chemiluminescence assay, complement fixation reaction. | 12
Hrs |

REFERENCES

1. J. Kubey, Immunology – an Introduction.
2. S.C. Rastogi, Immunodiagnosis, New Age International.
3. Ashim Chakravarty, Immunology and Immunotechnology, Oxford University Press.
4. E. Benjamini, Molecular Immunology.



Handwritten signatures and initials, including a date stamp:
 Avy
 1-21-12-1

**BIOINFORMATICS AND COMPUTATIONAL BIOTECHNOLOGY
(MPB 203T)**

Scope

This paper has been designed to provide the advanced knowledge to the biotechnology students in invaluable areas of advanced bioinformatics which plays a crucial role in determining its future use and applications in medicine, drug discovery and in pharmaceutical industry.

Objectives

Upon completion of this course it is expected that the students will be able to understand,

- Use of computers in developing a new drugs
- Biological concepts for bioinformatics
- Proteins and their diversity
- Various gene finding methods
- Searching the biological databases
- Target searching
- Various methods of drug designing

THEORY	60 Hrs
1. Introduction to Bioinformatics Definition and History of Bioinformatics, Internet and Bioinformatics, Introduction to Data Mining, Applications of Data Mining to Bioinformatics, Biological Database Protein and nucleic acid databases. Structural data bases. Collecting and storing the sequence and Applications of Bioinformatics.	12 Hrs
2 Sequence analysis Sequence alignment, pair wise alignment techniques, multiple sequence analysis, multiple sequence alignment; Flexible sequence similarity searching with the FAST3 program package, the use of CLUSTAL W and CLUSTAL X for the multiple sequence alignment. Tools used for sequence analysis.	12 Hrs
3 Protein informatics Introduction; Force field methods; Energy, buried and exposed residues, side chains and neighbours; Fixed regions, hydrogen bonds, mapping properties onto surfaces; Fitting monomers, R &	12 Hrs

181

Handwritten signatures and dates at the bottom of the page, including a date stamp:
16/5/24

S fit of conformers, assigning secondary structures; Sequence alignment-methods, evaluation, scoring; Protein completion, backbone construction and side chain addition; Small peptide methodology, software accessibility, building peptides; Protein displays; Substructure manipulations, annealing.

Protein structure prediction

Protein folding and model generation; Secondary structure prediction, analyzing secondary structures; Protein loop searching, loop generating methods, loop analysis; Homology modeling, concepts of homology modeling, potential applications, description, methodology, homologous sequence identification; Align structures, align model sequence; Construction of variable and conserved regions, threading techniques, Topology fingerprint approach for prediction, evaluation of alternate models; Structure prediction on a mystery sequence, structure aided sequence techniques of structure prediction, structural profiles, alignment algorithms, mutation tables, prediction, validation, sequence based methods of structure prediction, prediction using inverse folding, fold prediction; Significance analysis, scoring techniques, sequence- sequence scoring.

Docking

Docking problems, methods for protein- ligand docking, validation studies and applications; Screening small molecule databases, docking of combinatorial libraries, input data, analyzing docking results.

- 4 Diversity of Genomes 12 Hrs
Prokaryotic and Eukaryotic Gene Families. Genome Analysis: Introduction, Gene prediction methods, Gene mapping and applications- Genetic and Physical Mapping, Integrated map, Sequence assembly and gene expression.
Completed Genomes
Bacterium, Nematode, Plant and Human
Evolution of Genomes
Lateral or Horizontal Transfer among Genomes, Transcriptome and Proteome-General Account
Phylogenetic analysis
Evolutionary Change in Nucleotide Sequences, Rates and Patterns of Nucleotide Substitution, Models for Nucleotide Substitution, Construction of Phylogenetic Tree, Genome Annotation technique.

Handwritten signatures and marks:
1845129, 182, G, and other illegible signatures.

- 5 Target searching and Drug Designing 12 Hrs
Target and lead, timeline for drug development, target discovery, target modulators, In-silico gene expression, microarray, and lead discovery, libraries of ligands, active site analysis, and prediction of drug quality.

REFERENCES

1. David W. Mount, Bioinformatics Sequence and Genome Analysis, CBS Publishers and Distributors
2. S. C. Rastogiet. al. Bioinformatics- Concepts Skill and Applications, CBS Publishers and Distributors
3. T. E. Creighton, Protein Structure and Molecular Properties, W. H. Freeman and Company
4. Andreas D. Baxevanis, B. F. Francis Ouellette, Bioinformatics; A Practical Guide to the Analysis of Genes and Proteins, John Wiley & Sons, Inc.
5. Arthur M. Lesk, Introduction to Bioinformatics, Oxford University Press.
6. Shui Qing Ye. Bioinformatics: A Practical Approach, Chapman & Hall/CRC.
7. David Posada, Bioinformatics for DNA Sequence Analysis, Humana press.
8. Lesk, A.M. Introduction to Bioinformatics. Oxford University Press.
9. Letovsky, S.I. Bioinformatics. Kluwer Academic Publishers.
10. Baldi, P. and Brunak, S. Bioinformatics. The MIT Press.

Aug 18/124
S
A
A
A

BIOLOGICAL EVALUATION OF DRUG THERAPY
(MPB 204T)

Scope

This paper has been designed to provide the knowledge to the biotechnology students to understand the importance of biological and evaluation of drug therapy of biological medicines.

Objective

At the completion of this subject it is expected that students will be able to,

- Understand about the general concept of standardization of biological.
- Understand the importance of transgenic animals and knockout animals.
- Understand the biological medicines in development of various diseases.
- Learn the biological evaluation of drugs in vitro and in vivo

THEORY

60 Hrs

1. **Biological Standardization** 12 Hrs
General principles, Scope and limitation of bio-assay, bioassay of some official drugs.
Preclinical drug evaluation
Preclinical drug evaluation of its biological activity, potency and toxicity-Toxicity test in animals including acute, sub-acute and chronic toxicity, ED50 and LD50 determination, special toxicity test like teratogenicity and mutagenicity.
Guidelines for toxicity studies
Various guidelines for toxicity studies. Animal experiments assessing safety of packaging materials.

- 2 **Pyrogens** 12 Hrs
Pyrogens: Sources, Chemistry and properties of bacterial pyrogens and endotoxins, Official pyrogen tests.
Microbiological assay
Assay of antibiotics and vitamins.
Biological evaluation of drugs
Screening and evaluation (including principles of screening, development of models for diseases: In vivo models / In vitro models / cell line study).

Arj
18/5/24

[Signature] 184

3 Biologic Medicines in Development for various diseases - 12
By Therapeutic Category Hrs

- Genetic Disorders
- Eye related Disorders
- Digestive Disorders
- Diabetes/Related Conditions
- Cardiovascular Disease
- Cancer/Related Conditions
- Blood Disorders
- Autoimmune Disorders
- Infectious Diseases
- Neurologic Disorders
- Skin Diseases
- Organe Transplantation

Biologic Medicines in Development for various diseases –
by Product Category

- Antisense
- Vaccines
- Recombinant Hormones/Proteins
- Monoclonal Antibodies (mAb)
- Interferons
- Growth Factors
- Gene Therapy
- RNA Interference

4 Regulatory aspects : drugs, biologics and medical devices 12
An introduction to the regulations and documents necessary for Hrs
approval of a medical product.

Regulatory consideration

Regulatory consideration for pre-clinical testing and clinical testing
of drugs, biologics and medical devices.

New Drug Applications for Global Pharmaceutical Product
Approvals

5 Bioavailability 12
Objectives and consideration in bio-availability studies of Hrs
Biopharmaceuticals, Concept of equivalents, Measurements of
bio-availability.

Handwritten signature
18/1/24

Handwritten signature

Handwritten signature 185

Handwritten signature

Handwritten signature

Handwritten signature

Determination of the rate of absorption, Bioequivalence and its importance, Regulatory aspects of bio-availability and bioequivalence studies for conventional dosage forms and controlled drug delivery systems of Biopharmaceuticals.
Pharmacokinetics

Pharmacokinetics:- Basic consideration, Pharmacokinetic models, Application of Pharmacokinetics in new drug development of Biopharmaceuticals and designing of dosage forms and Novel drug delivery systems of Biopharmaceuticals.

REFERENCES




1. Perkins F.T., Hennesen W. Standardization and Control of Biologicals Produced by Recombinant DNA Technology, International Association of Biological Standardization
2. J.H. Burn., Biological Standardization, Oxford University Press
3. Drug Discovery and Evaluation in Pharmacology assay: Vogel
4. Chow, Shein, Ching, Design and analysis of animal studies in pharmaceutical development,
5. Nodine and Siegler, Animal and Clinical pharmacologic Techniques in Drug Evaluation.
6. Screening methods in pharmacology (vol I & II), R.A. Turner.



The image shows five handwritten signatures in black ink, arranged horizontally. Below the second signature from the left is a date stamp that reads "Aug 18/5/24".

PHARMACEUTICAL BIOTECHNOLOGY PRACTICAL - II
(MPB 205P)

1. Protein identification
2. Protein characterization
3. Protein biochemistry
4. Recombinant DNA Technology
5. Protein expression
6. Protein formulations
7. Database searching
8. Sequence analysis methods
9. Protein structure prediction
10. Gene annotation methods
11. Phylogenetic analysis
12. Protein, DNA binding studies
13. Preparation of DNA for PCR applications - Isolation, Purity and Quantification
14. Introduction to PCR - working of PCR, Programming.
15. Introduction to RT-PCR - working, programming.
16. Primer design using softwares.
17. Gene DNA amplification by random / specific primers.
18. Southern Hybridization
19. Western Blotting
20. Gene transformation

S.   


Handwritten notes and signatures. One signature includes the date 18/11/24.

PHARMACOLOGY (MPL)

MODERN PHARMACEUTICAL ANALYTICAL TECHNIQUES (MPL 101T)

Scope

This subject deals with various advanced analytical instrumental techniques for identification, characterization and quantification of drugs. Instruments dealt are NMR, Mass spectrometer, IR, HPLC, GC etc.

Objectives

After completion of course student is able to know about,

- Chemicals and Excipients
- The analysis of various drugs in single and combination dosage forms
- Theoretical and practical skills of the instruments


THEORY

60 Hrs

1. UV-Visible spectroscopy: Introduction, Theory, Laws, 10 Hrs
Instrumentation associated with UV-Visible spectroscopy, Choice of solvents and solvent effect and Applications of UV-Visible spectroscopy, Difference/ Derivative spectroscopy.
IR spectroscopy: Theory, Modes of Molecular vibrations, Sample handling, Instrumentation of Dispersive and Fourier - Transform IR Spectrometer, Factors affecting vibrational frequencies and Applications of IR spectroscopy, Data Interpretation.
Spectrofluorimetry: Theory of Fluorescence, Factors affecting fluorescence (Characteristics of drugs that can be analysed by fluorimetry), Quenchers, Instrumentation and Applications of fluorescence spectrophotometer.
Flame emission spectroscopy and Atomic absorption spectroscopy: Principle, Instrumentation, Interferences and Applications.
2. NMR spectroscopy: Quantum numbers and their role in NMR, 10 Hrs
Principle, Instrumentation, Solvent requirement in NMR, Relaxation process, NMR signals in various compounds, Chemical shift, Factors influencing chemical shift, Spin-Spin coupling, Coupling constant, Nuclear magnetic double resonance, Brief outline of principles of FT-NMR and ¹³C NMR. Applications of NMR spectroscopy.

Amr
18/5/24

209




- 3 Mass Spectroscopy: Principle, Theory, Instrumentation of Mass Spectroscopy, Different types of ionization like electron impact, chemical, field, FAB and MALDI, APCI, ESI, APPI Analyzers of Quadrupole and Time of Flight, Mass fragmentation and its rules, Meta stable ions, Isotopic peaks and Applications of Mass spectroscopy. 10 Hrs
- 4 Chromatography: Principle, apparatus, instrumentation, chromatographic parameters, factors affecting resolution, isolation of drug from excipients, data interpretation and applications of the following: 10 Hrs
- j) Thin Layer chromatography
 - k) High Performance Thin Layer Chromatography
 - l) Ion exchange chromatography
 - m) Column chromatography
 - n) Gas chromatography
 - o) High Performance Liquid chromatography
 - p) Ultra High Performance Liquid chromatography
 - q) Affinity chromatography
 - r) Gel Chromatography
- 5 Electrophoresis: Principle, Instrumentation, Working conditions, factors affecting separation and applications of the following: 10 Hrs
- a) Paper electrophoresis
 - b) Gel electrophoresis
 - c) Capillary electrophoresis
 - d) Zone electrophoresis
 - e) Moving boundary electrophoresis
 - f) Iso electric focusing
- X ray Crystallography: Production of X rays, Different X ray methods, Bragg's law, Rotating crystal technique, X ray powder technique, Types of crystals and applications of X-ray diffraction.
- 6 Potentiometry: Principle, working, Ion selective Electrodes and Application of potentiometry. 10 Hrs
- Thermal Techniques: Principle, thermal transitions and Instrumentation (Heat flux and power-compensation and designs), Modulated DSC, Hyper DSC, experimental parameters (sample preparation, experimental conditions, calibration, heating and cooling rates, resolution, source of errors) and their influence, advantage and disadvantages, pharmaceutical applications. Differential Thermal Analysis (DTA): Principle, instrumentation and advantage and disadvantages, pharmaceutical applications, derivative differential thermal analysis (DDTA). TGA: Principle, instrumentation, factors affecting results, advantage and disadvantages, pharmaceutical applications.

[Handwritten signatures and initials]

Aug 18/15/27

REFERENCES

1. Spectrometric Identification of Organic compounds - Robert M Silverstein, Sixth edition, John Wiley & Sons, 2004.
2. Principles of Instrumental Analysis - Douglas A Skoog, F. James Holler, Timothy A. Nieman, 5th edition, Eastern press, Bangalore, 1998.
3. Instrumental methods of analysis - Willards, 7th edition, CBS publishers.
4. Practical Pharmaceutical Chemistry - Beckett and Stenlake, Vol II, 4th edition, CBS Publishers, New Delhi, 1997.
5. Organic Spectroscopy - William Kemp, 3rd edition, ELBS, 1991.
6. Quantitative Analysis of Drugs in Pharmaceutical formulation - P D Sethi, 3rd Edition, CBS Publishers, New Delhi, 1997.
7. Pharmaceutical Analysis - Modern Methods - Part B - J W Munson, Vol 11, Marcel. Dekker Series
8. Spectroscopy of Organic Compounds, 2nd edn., P.S/Kalsi, Wiley estern Ltd., Delhi.
9. Textbook of Pharmaceutical Analysis, KA.Connors, 3rd Edition, John Wiley & Sons, 1982.



Handwritten signatures and a date stamp. The date stamp reads "Aug 11 1995/29". There are four distinct signatures above the date stamp and one larger signature to the left.

ADVANCED PHARMACOLOGY - I
(MPL 102T)

Scope

The subject is designed to strengthen the basic knowledge in the field of pharmacology and to impart recent advances in the drugs used for the treatment of various diseases. In addition, this subject helps the students to understand the concepts of drug action and mechanisms involved

Objectives

Upon completion of the course the student shall be able to :

- Discuss the pathophysiology and pharmacotherapy of certain diseases
- Explain the mechanism of drug actions at cellular and molecular level
- Understand the adverse effects, contraindications and clinical uses of drugs used in treatment of diseases


THEORY

60 Hrs

- | | | |
|----|--|---------------------|
| 1. | General | Pharmacology 12 Hrs |
| | a. Pharmacokinetics: The dynamics of drug absorption, distribution, biotransformation and elimination. Concepts of linear and non-linear compartment models. Significance of Protein binding. | |
| | b. Pharmacodynamics: Mechanism of drug action and the relationship between drug concentration and effect. Receptors, structural and functional families of receptors, quantitation of drug receptors interaction and elicited effects. | |
| 2 | Neurotransmission | 12 Hrs |
| | a. General aspects and steps involved in neurotransmission. | |
| | b. Neurohumoral transmission in autonomic nervous system (Detailed study about neurotransmitters- Adrenaline and Acetyl choline). | |
| | c. Neurohumoral transmission in central nervous system (Detailed study about neurotransmitters- histamine, serotonin, dopamine, GABA, glutamate and glycine). | |
| | d. Non adrenergic non cholinergic transmission (NANC). Co-transmission | |



212



18/5/24

Systemic Pharmacology

A detailed study on pathophysiology of diseases, mechanism of action, pharmacology and toxicology of existing as well as novel drugs used in the following systems

Autonomic Pharmacology

Parasympathomimetics and lytics, sympathomimetics and lytics, agents affecting neuromuscular junction


- | | | |
|---|---|-----------|
| 3 | Central nervous system Pharmacology
General and local anesthetics
Sedatives and hypnotics, drugs used to treat anxiety.
Depression, psychosis, mania, epilepsy, neurodegenerative diseases.
Narcotic and non-narcotic analgesics. | 12
Hrs |
| 4 | Cardiovascular Pharmacology
Diuretics, antihypertensives, antiischemics, anti-arrhythmics, drugs for heart failure and hyperlipidemia.
Hematinics, coagulants, anticoagulants, fibrinolytics and anti-platelet drugs | 12
Hrs |
| 5 | Autocoid Pharmacology
The physiological and pathological role of Histamine, Serotonin, Kinins Prostaglandins Opioid autocoids.
Pharmacology of antihistamines, 5HT antagonists. | 12
Hrs |

REFEERENCES


1. The Pharmacological Basis of Therapeutics, Goodman and Gillman's
2. Principles of Pharmacology. The Pathophysiologic basis of drug Therapy by David E Golan, Armen H, Tashjian Jr, Ehrin J, Armstrong, April W, Armstrong, Wolters, Kluwer-Lippincott Williams & Wilkins Publishers.
3. Basic and Clinical Pharmacology by B.G Katzung
4. Hand book of Clinical Pharmacokinetics by Gibaldi and Prescott.
5. Applied biopharmaceutics and Pharmacokinetics by Leon Shargel and Andrew B.C.Yu.
6. Graham Smith. Oxford textbook of Clinical Pharmacology.
7. Avery Drug Treatment
8. Dipiro Pharmacology, Pathophysiological approach.
9. Green Pathophysiology for Pharmacists.

213

July 1971



10. Robbins & Cortan Pathologic Basis of Disease, 9th Ed. (Robbins Pathology)
11. A Complete Textbook of Medical Pharmacology by Dr. S.K Srivastava published by APC Avichal Publishing Company
12. KD.Tripathi. Essentials of Medical Pharmacology.
13. Modern Pharmacology with Clinical Applications, Craig Charles R. & Stitzel Robert E., Lippincott Publishers.
14. Clinical Pharmacokinetics & Pharmacodynamics : Concepts and Applications - Malcolm Rowland and Thomas N.Tozer, Wolters Kluwer, Lippincott Williams & Wilkins Publishers.
15. Applied biopharmaceutics and Pharmacokinetics, Pharmacodynamics and Drug metabolism for industrial scientists.
16. Modern Pharmacology, Craig CR. & Stitzel RE, Little Brown & Company.

Handwritten signatures and a date stamp. The date stamp reads "Aug 1975/24".

**PHARMACOLOGICAL AND TOXICOLOGICAL SCREENING
METHODS - I
(MPL 103T)**

Scope

This subject is designed to impart the knowledge on preclinical evaluation of drugs and recent experimental techniques in the drug discovery and development. The subject content helps the student to understand the maintenance of laboratory animals as per the guidelines, basic knowledge of various in-vitro and in-vivo preclinical evaluation processes

Objectives

Upon completion of the course the student shall be able to,

- Appraise the regulations and ethical requirement for the usage of experimental animals.
- Describe the various animals used in the drug discovery process and good laboratory practices in maintenance and handling of experimental animals
- Describe the various newer screening methods involved in the drug discovery process
- Appreciate and correlate the preclinical data to humans

THEORY

60 Hrs

1. Laboratory Animals 12 Hrs
Common laboratory animals: Description, handling and applications of different species and strains of animals.

Transgenic animals: Production, maintenance and applications
Anaesthesia and euthanasia of experimental animals.
Maintenance and breeding of laboratory animals.
CPCSEA guidelines to conduct experiments on animals

Good laboratory practice.
Bioassay-Principle, scope and limitations and methods

- 2 Preclinical screening of new substances for the 12 Hrs
pharmacological activity using in vivo, in vitro, and other possible animal alternative models.

General principles of preclinical screening. CNS Pharmacology: behavioral and muscle coordination, CNS stimulants and

Am/1
18/02/24

215

Handwritten signatures and marks at the bottom of the page, including a large signature on the left and several smaller ones on the right.

depressants, anxiolytics, anti-psychotics, anti epileptics and nootropics. Drugs for neurodegenerative diseases like Parkinsonism, Alzheimers and multiple sclerosis. Drugs acting on Autonomic Nervous System.

- 3 Preclinical screening of new substances for the 12
pharmacological activity using in vivo, in vitro, and other Hrs
possible animal alternative models.

Respiratory Pharmacology: anti-asthmatics, drugs for COPD and anti allergics. Reproductive Pharmacology: Aphrodisiacs and antifertility agents Analgesics, antiinflammatory and antipyretic agents. Gastrointestinal drugs: anti ulcer, anti -emetic, anti-diarrheal and laxatives.

- 4 Preclinical screening of new substances for the 12
pharmacological activity using in vivo, in vitro, and other Hrs
possible animal alternative models.

Cardiovascular Pharmacology: antihypertensives, antiarrhythmics, antianginal, antiatherosclerotic agents and diuretics. Drugs for metabolic disorders like anti-diabetic, antidyslipidemic agents. Anti cancer agents. Hepatoprotective screening methods.


- 5 Preclinical screening of new substances for the 12
pharmacological activity using in vivo, in vitro, and other Hrs
possible animal alternative models.

Immunomodulators, Immunosuppressants and immunostimulants

General principles of immunoassay: theoretical basis and optimization of immunoassay, heterogeneous and homogenous immunoassay systems. Immunoassay methods evaluation; protocol outline, objectives and preparation. Immunoassay for digoxin and insulin

Limitations of animal experimentation and alternate animal experiments.

Extrapolation of in vitro data to preclinical and preclinical to humans

Handwritten signatures and initials at the bottom of the page. From left to right: a large stylized signature, a smaller signature, the initials 'G', the initials 'Su', and a signature with the date '18/5/24' written below it.

REFERENCES

1. Biological standardization by J.H. Burn D.J. Finney and I.G. Goodwin
2. Screening methods in Pharmacology by Robert Turner. A
3. Evaluation of drugs activities by Laurence and Bachrach
4. Methods in Pharmacology by Arnold Schwartz.
5. Fundamentals of experimental Pharmacology by M.N.Ghosh
6. Pharmacological experiment on intact preparations by Churchill Livingstone
7. Drug discovery and Evaluation by Vogel H.G.
8. Experimental Pharmacology by R.K.Goyal.
9. Preclinical evaluation of new drugs by S.K. Guta
10. Handbook of Experimental Pharmacology, SK.Kulkarni
11. Practical Pharmacology and Clinical Pharmacy, SK.Kulkarni, 3rd Edition.
12. David R.Gross. Animal Models in Cardiovascular Research, 2nd Edition, Kluwer Academic Publishers, London, UK.
13. Screening Methods in Pharmacology, Robert A.Turner.
14. Rodents for Pharmacological Experiments, Dr.Tapan Kumar chatterjee.
15. Practical Manual of Experimental and Clinical Pharmacology by Bikash Medhi (Author), Ajay Prakash (Author)



Handwritten signatures and a date stamp. The date stamp reads "Aug 18/5/24".

**CELLULAR AND MOLECULAR PHARMACOLOGY
(MPL 104T)**

Scope:

The subject imparts a fundamental knowledge on the structure and functions of cellular components and help to understand the interaction of these components with drugs. This information will further help the student to apply the knowledge in drug discovery process.

Objectives:

Upon completion of the course, the student shall be able to,

- Explain the receptor signal transduction processes.
- Explain the molecular pathways affected by drugs.
- Appreciate the applicability of molecular pharmacology and biomarkers in drug discovery process.
- Demonstrate molecular biology techniques as applicable for pharmacology

THEORY

60 Hrs

1. Cell biology

12

Structure and functions of cell and its organelles

Hrs

Genome organization. Gene expression and its regulation, importance of siRNA and micro RNA, gene mapping and gene sequencing

Cell cycles and its regulation.

Cell death- events, regulators, intrinsic and extrinsic pathways of apoptosis.

Necrosis and autophagy.

2 Cell signaling

12


Intercellular and intracellular signaling pathways.

Hrs

Classification of receptor family and molecular structure ligand gated ion channels; G-protein coupled receptors, tyrosine kinase receptors and nuclear receptors.

Secondary messengers: cyclic AMP, cyclic GMP, calcium ion, inositol 1,4,5-trisphosphate, (IP3), NO, and diacylglycerol.

Detailed study of following intracellular signaling pathways: cyclic AMP signaling pathway, mitogen-activated protein kinase (MAPK) signaling, Janus kinase (JAK)/signal transducer and activator of transcription (STAT) signaling pathway.

Handwritten signatures and initials at the bottom of the page, including a large signature on the left, a signature in the middle, and a signature on the right. There are also some handwritten numbers and dates, such as '218' and '18/5/24'.

- 3 Principles and applications of genomic and proteomic tools 12 Hrs
 DNA electrophoresis, PCR (reverse transcription and real time),
 Gene sequencing, micro array technique, SDS page, ELISA and western blotting,
 Recombinant DNA technology and gene therapy
 Basic principles of recombinant DNA technology-Restriction enzymes, various types of vectors. Applications of recombinant DNA technology.
 Gene therapy- Various types of gene transfer techniques, clinical applications and recent advances in gene therapy.
- 4 Pharmacogenomics 12 Hrs
 Gene mapping and cloning of disease gene.
 Genetic variation and its role in health/ pharmacology
 Polymorphisms affecting drug metabolism
 Genetic variation in drug transporters
 Genetic variation in G protein coupled receptors
 Applications of proteomics science: Genomics, proteomics, metabolomics, functionomics, nutrigenomics
 Immunotherapeutics
 Types of immunotherapeutics, humanisation antibody therapy, Immunotherapeutics in clinical practice
- 5 a. Cell culture techniques 12 Hrs
 Basic equipments used in cell culture lab. Cell culture media, various types of cell culture, general procedure for cell cultures; isolation of cells, subculture, cryopreservation, characterization of cells and their application.
 Principles and applications of cell viability assays, glucose uptake assay, Calcium influx assays
 Principles and applications of flow cytometry
 b. Biosimilars

REFERENCES:

1. The Cell, A Molecular Approach. Geoffrey M Cooper.
2. Pharmacogenomics: The Search for Individualized Therapies. Edited by J. Licinio and M -L. Wong
3. Handbook of Cell Signaling (Second Edition) Edited by Ralph A. et.al
4. Molecular Pharmacology: From DNA to Drug Discovery. John Dickenson et.al
5. Basic Cell Culture protocols by Cheril D.Helgason and Cindy L.Miller
6. Basic Cell Culture (Practical Approach) by J. M. Davis (Editor)
7. Animal Cell Culture: A Practical Approach by John R. Masters (Editor)
8. Current protocols in molecular biology vol I to VI edited by Frederick M.Ausuvel et la.

[Handwritten signature]
 15/11/24

[Handwritten signature]

[Handwritten signature]

[Handwritten signature]

[Handwritten signature]


PHARMACOLOGICAL PRACTICAL - I
(MPL 105P)

1. Analysis of pharmacopoeial compounds and their formulations by UV Vis spectrophotometer
2. Simultaneous estimation of multi component containing formulations by UV spectrophotometry
3. Experiments based on HPLC
4. Experiments based on Gas Chromatography
5. Estimation of riboflavin/quinine sulphate by fluorimetry
6. Estimation of sodium/potassium by flame photometry

Handling of laboratory animals.


1. Various routes of drug administration.
2. Techniques of blood sampling, anesthesia and euthanasia of experimental animals.
3. Functional observation battery tests (modified Irwin test)
4. Evaluation of CNS stimulant, depressant, anxiogenics and anxiolytic, anticonvulsant activity.
5. Evaluation of analgesic, anti-inflammatory, local anesthetic, mydriatic and miotic activity.
6. Evaluation of diuretic activity.
7. Evaluation of antiulcer activity by pylorus ligation method.
8. Oral glucose tolerance test.
9. Isolation and identification of DNA from various sources (Bacteria, Cauliflower, onion, Goat liver).
10. Isolation of RNA from yeast
11. Estimation of proteins by Bradford/Lowry's in biological samples.
12. Estimation of RNA/DNA by UV Spectroscopy
13. Gene amplification by PCR.
14. Protein quantification Western Blotting.
15. Enzyme based in-vitro assays (MPO, AChEs, α amylase, α glucosidase).
16. Cell viability assays (MTT/Trypan blue/SRB).
17. DNA fragmentation assay by agarose gel electrophoresis.
18. DNA damage study by Comet assay.
19. Apoptosis determination by fluorescent imaging studies.
20. Pharmacokinetic studies and data analysis of drugs given by different routes of administration using softwares
21. Enzyme inhibition and induction activity
22. Extraction of drug from various biological samples and estimation of drugs in biological fluids using different analytical techniques (UV)
23. Extraction of drug from various biological samples and estimation of drugs in biological fluids using different analytical techniques (HPLC)

AVS
18/12/24



REFERENCES

1. CPCSEA, OECD, ICH, USFDA, Schedule Y, EPA guidelines,
2. Fundamentals of experimental Pharmacology by M.N.Ghosh
3. Handbook of Experimental Pharmacology by S.K. Kulkarni.
4. Drug discovery and Evaluation by Vogel H.G.
5. Spectrometric Identification of Organic compounds - Robert M Silverstein,
6. Principles of Instrumental Analysis - Douglas A Skoog, F. James Holler, Timothy A. Nieman,
7. Vogel's Text book of quantitative chemical analysis - Jeffery, Basset, Mendham, Denney,
8. Basic Cell Culture protocols by Cheril D. Helgason and Cindy L.Mille
9. Basic Cell Culture (Practical Approach) by J. M. Davis (Editor)
10. Animal Cell Culture: A Practical Approach by John R. Masters (Editor)
11. Practical Manual of Experimental and Clinical Pharmacology by Bikash Medhi(Author), Ajay Prakash (Author) Jaypee brothers' medical publishers Pvt. Ltd



Handwritten signatures and a date stamp. The date stamp reads "18/5/24".

ADVANCED PHARMACOLOGY - II
(MPL 201T)

Scope

The subject is designed to strengthen the basic knowledge in the field of pharmacology and to impart recent advances in the drugs used for the treatment of various diseases. In addition, the subject helps the student to understand the concepts of drug action and mechanism involved

Objectives

Upon completion of the course the student shall be able to:


- Explain the mechanism of drug actions at cellular and molecular level
- Discuss the Pathophysiology and pharmacotherapy of certain diseases
- Understand the adverse effects, contraindications and clinical uses of drugs used in treatment of diseases

THEORY

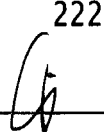
60 Hrs

- | | | |
|----|--|-----------|
| 1. | Endocrine Pharmacology
Molecular and cellular mechanism of action of hormones such as growth hormone, prolactin, thyroid, insulin and sex hormones
Anti-thyroid drugs, Oral hypoglycemic agents, Oral contraceptives, Corticosteroids.
Drugs affecting calcium regulation | 12
Hrs |
| 2 | Chemotherapy
Cellular and molecular mechanism of actions and resistance of antimicrobial agents
such as β -lactams, aminoglycosides, quinolones, Macrolide antibiotics. Antifungal, antiviral, and anti-TB drugs. | 12
Hrs |
| 3 | Chemotherapy
Drugs used in Protozoal Infections
Drugs used in the treatment of Helminthiasis
Chemotherapy of cancer
Immunopharmacology
Cellular and biochemical mediators of inflammation and immune response. Allergic or hypersensitivity reactions. Pharmacotherapy of asthma and COPD.
Immunosuppressants and Immunostimulants | 12
Hrs |

Aug 2
18/1/24



222



- 4 GIT Pharmacology 12
 Antiulcer drugs, Prokinetics, antiemetics, anti-diarrheals and Hrs
 drugs for constipation
 and irritable bowel syndrome.
 Chronopharmacology
 Biological and circadian rhythms, applications of chronotherapy in
 various diseases like
 cardiovascular disease, diabetes, asthma and peptic ulcer
- 5 Free radicals Pharmacology 12
 Generation of free radicals, role of free radicals in etiopathology of Hrs
 various diseases
 such as diabetes, neurodegenerative diseases and cancer.
 Protective activity of certain important antioxidant
 Recent Advances in Treatment:
 Alzheimer's disease, Parkinson's disease, Cancer, Diabetes
 mellitus

REFERENCES

1. The Pharmacological basis of therapeutics- Goodman and Gill man's
2. Principles of Pharmacology. The Pathophysiologic basis of drug therapy by David E Golan et al.
3. Basic and Clinical Pharmacology by B.G -Katzung
4. Pharmacology by H.P. Rang and M.M. Dale.
5. Hand book of Clinical Pharmacokinetics by Gibaldi and Prescott.
6. Text book of Therapeutics, drug and disease management by E T. Herfindal and Gourley.
7. Applied biopharmaceutics and Pharmacokinetics by Leon Shargel and Andrew B.C.Yu.
8. Handbook of Essential Pharmacokinetics, Pharmacodynamics and Drug Metabolism for Industrial Scientists
9. Robbins & Cortan Pathologic Basis of Disease, 9th Ed. (Robbins Pathology)
10. A Complete Textbook of Medical Pharmacology by Dr. S.K Srivastava published by APC Avichal Publishing Company.
11. KD.Tripathi. Essentials of Medical Pharmacology
12. Principles of Pharmacology. The Pathophysiologic basis of drug Therapy by David E Golan, Armen H, Tashjian Jr, Ehrin J, Armstrong, April W, Armstrong, Wolters, Kluwer-Lippincott Williams & Wilkins Publishers

APC
18/11/24

**PHARMACOLOGICAL AND TOXICOLOGICAL SCREENING
METHODS-II
(MPL 202T)**

Scope:

This subject imparts knowledge on the preclinical safety and toxicological evaluation of drug & new chemical entity. This knowledge will make the student competent in regulatory toxicological evaluation.

Objectives:

Upon completion of the course, the student shall be able to,

- Explain the various types of toxicity studies.
- Appreciate the importance of ethical and regulatory requirements for toxicity studies.
- Demonstrate the practical skills required to conduct the preclinical toxicity studies.

THEORY

60 Hrs

- | | | |
|----|---|-----------|
| 1. | Basic definition and types of toxicology (general, mechanistic, regulatory and descriptive)
Regulatory guidelines for conducting toxicity studies OECD, ICH, EPA and Schedule Y
OECD principles of Good laboratory practice (GLP)
History, concept and its importance in drug development | 12
Hrs |
| 2 | Acute, sub-acute and chronic- oral, dermal and inhalational studies as per OECD guidelines.
Acute eye irritation, skin sensitization, dermal irritation & dermal toxicity studies.
Test item characterization- importance and methods in regulatory toxicology studies | 12
Hrs |
| 3 | Reproductive toxicology studies, Male reproductive toxicity studies, female reproductive studies (segment I and segment III), teratogenicity studies (segment II)
Genotoxicity studies (Ames Test, in vitro and in vivo Micronucleus and Chromosomal aberrations studies)
In vivo carcinogenicity studies | 12
Hrs |
| 4 | IND enabling studies (IND studies)- Definition of IND, importance of IND, industry perspective, list of studies needed for IND submission. | 12
Hrs |

Avy
18/12/24

224


Safety pharmacology studies- origin, concepts and importance of safety pharmacology.

Tier1- CVS, CNS and respiratory safety pharmacology, HERG assay. Tier2- GI, renal and other studies.

- 5 Toxicokinetics- Toxicokinetic evaluation in preclinical studies, 12 saturation kinetics Importance and applications of toxicokinetic Hrs studies.
Alternative methods to animal toxicity testing.

REFERENCES

1. Hand book on GLP, Quality practices for regulated non-clinical research and development (<http://www.who.int/tdr/publications/documents/glp-handbook.pdf>).
2. Schedule Y Guideline: drugs and cosmetics (second amendment) rules, 2005, ministry of health and family welfare (department of health) New Delhi
3. Drugs from discovery to approval by Rick NG.
4. Animal Models in Toxicology, 3rd Edition, Lower and Bryan
5. OECD test guidelines.
6. Principles of toxicology by Karen E. Stine, Thomas M. Brown.
7. Guidance for Industry M3(R2) Nonclinical Safety Studies for the Conduct of Human Clinical Trials and Marketing Authorization for Pharmaceuticals (<http://www.fda.gov/downloads/drugs/guidancecomplianceregulatoryinformation/guidances/ucm073246.pdf>)



Handwritten signatures and a date stamp. The date stamp reads "July 18, 2011".

PRINCIPLES OF DRUG DISCOVERY
(MPL 203T)

Scope:

The subject imparts basic knowledge of drug discovery process. This information will make the student competent in drug discovery process

Objectives:

Upon completion of the course, the student shall be able to,

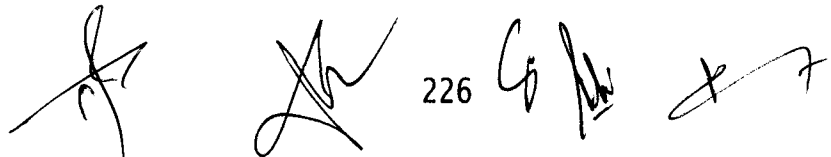
- Explain the various stages of drug discovery.
- Appreciate the importance of the role of genomics, proteomics and bioinformatics in drug discovery
- Explain various targets for drug discovery.
- Explain various lead seeking method and lead optimization
- Appreciate the importance of the role of computer aided drug design in drug discovery

THEORY

60 Hrs

- | | | |
|----|--|-----------|
| 1. | An overview of modern drug discovery process: Target identification, target validation, lead identification and lead Optimization. Economics of drug discovery. Target Discovery and validation-Role of Genomics, Proteomics and Bioinformatics. Role of Nucleic acid microarrays, Protein microarrays, Antisense technologies, siRNAs, antisense oligonucleotides, Zinc finger proteins. Role of transgenic animals in target validation. | 12
Hrs |
| 2 | Lead Identification- combinatorial chemistry & high throughput screening, in silico lead discovery techniques, Assay development for hit identification.
Protein structure
Levels of protein structure, Domains, motifs, and folds in protein structure. Computational prediction of protein structure: Threading and homology modeling methods. Application of NMR and X-ray crystallography in protein structure prediction | 12
Hrs |
| 3 | Rational Drug Design
Traditional vs rational drug design, Methods followed in traditional drug design, High throughput screening, Concepts of Rational Drug Design, Rational Drug Design Methods: Structure and Pharmacophore based approaches | 12
Hrs |

Ar4J
18/11/24



226

- Virtual Screening techniques: Drug likeness screening, Concept of pharmacophore mapping and pharmacophore based Screening,
- 4 Molecular docking: Rigid docking, flexible docking, manual docking; Docking based screening. De novo drug design. 12 Hrs
Quantitative analysis of Structure Activity Relationship
History and development of QSAR, SAR versus QSAR, Physicochemical parameters, Hansch analysis, Fee Wilson analysis and relationship between them.
- 5 QSAR Statistical methods - regression analysis, partial least square analysis (PLS) and other multivariate statistical methods. 12 Hrs
3D-QSAR approaches like COMFA and COMSIA
Prodrug design-Basic concept, Prodrugs to improve patient acceptability, Drug solubility, Drug absorption and distribution, site specific drug delivery and sustained drug action. Rationale of prodrug design and practical consideration of prodrug design

REFERENCES

1. MouldySioud. Target Discovery and Validation Reviews and Protocols: Volume 2 Emerging Molecular Targets and Treatment Options. 2007 Humana Press Inc.
2. Darryl León. Scott Markelln. Silico Technologies in Drug Target Identification and Validation. 2006 by Taylor and Francis Group, LLC.
3. Johanna K. DiStefano. Disease Gene Identification. Methods and Protocols. Springer New York Dordrecht Heidelberg London.
4. Hugo Kubiny. QSAR: Hansch Analysis and Related Approaches. Methods and Principles in Medicinal Chemistry. Publisher Wiley-VCH
5. Klaus Gubernator, Hans-Joachim Böhm. Structure-Based Ligand Design. Methods and Principles in Medicinal Chemistry. Publisher Wiley-VCH
6. Abby L . Parrill. M . Rami Reddy. Rational Drug Design. Novel Methodology and Practical Applications. ACS Symposium Series; American Chemical Society: Washington, DC, 1999.
7. J. Rick Turner. New drug development design, methodology and, analysis. John Wiley & Sons, Inc., New Jersey.

**CLINICAL RESEARCH AND PHARMACOVIGILANCE
(MPL 204T)**

Scope:

This subject will provide a value addition and current requirement for the students in clinical research and pharmacovigilance. It will teach the students on conceptualizing, designing, conducting, managing and reporting of clinical trials. This subject also focuses on global scenario of Pharmacovigilance in different methods that can be used to generate safety data. It will teach the students in developing drug safety data in Pre-clinical, Clinical phases of Drug development and post market surveillance.

Objectives:

Upon completion of the course, the student shall be able to,



- Explain the regulatory requirements for conducting clinical trial
- Demonstrate the types of clinical trial designs
- Explain the responsibilities of key players involved in clinical trials
- Execute safety monitoring, reporting and close-out activities
- Explain the principles of Pharmacovigilance
- Detect new adverse drug reactions and their assessment
- Perform the adverse drug reaction reporting systems and communication in Pharmacovigilance

THEORY

60 Hrs

1. Regulatory Perspectives of Clinical Trials: 12 Hrs
Origin and Principles of International Conference on Harmonization - Good Clinical Practice (ICH-GCP) guidelines
Ethical Committee: Institutional Review Board, Ethical Guidelines for Biomedical Research and Human Participant- Schedule Y, ICMR
Informed Consent Process: Structure and content of an Informed Consent Process Ethical principles governing informed consent process
- 2 Clinical Trials: Types and Design 12 Hrs
Experimental Study- RCT and Non RCT,
Observation Study: Cohort, Case Control, Cross sectional
Clinical Trial Study Team
Roles and responsibilities of Clinical Trial Personnel: Investigator, Study Coordinator, Sponsor, Contract Research Organization and its management


Aug 18/12/14

 228

- | | | |
|---|--|-----------|
| 3 | <p>Clinical Trial Documentation- Guidelines to the preparation of documents, Preparation of protocol, Investigator Brochure, Case Report Forms, Clinical Study Report Clinical Trial Monitoring- Safety Monitoring in CT</p> <p>Adverse Drug Reactions: Definition and types. Detection and reporting methods. Severity and seriousness assessment. Predictability and preventability assessment, Management of adverse drug reactions; Terminologies of ADR.</p> | 12
Hrs |
| 4 | <p>Basic aspects, terminologies and establishment of pharmacovigilance</p> <p>History and progress of pharmacovigilance, Significance of safety monitoring, Pharmacovigilance in India and international aspects, WHO international drug monitoring programme, WHO and Regulatory terminologies of ADR, evaluation of medication safety, Establishing pharmacovigilance centres in Hospitals, Industry and National programmes related to pharmacovigilance. Roles and responsibilities in Pharmacovigilance</p> | 12
Hrs |
| 5 | <p>Methods, ADR reporting and tools used in Pharmacovigilance</p> <p>International classification of diseases, International Non-proprietary names for drugs, Passive and Active surveillance, Comparative observational studies, Targeted clinical investigations and Vaccine safety surveillance. Spontaneous reporting system and Reporting to regulatory authorities, Guidelines for ADRs reporting. Argus, Aris G Pharmacovigilance, VigiFlow, Statistical methods for evaluating medication safety data.</p> | 12
Hrs |
| 6 | <p>Pharmacoepidemiology, pharmacoconomics, safety pharmacology</p> | 12
Hrs |

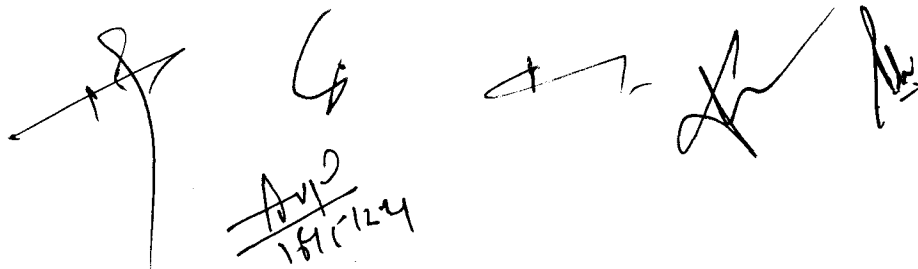
REFERENCES

1. Central Drugs Standard Control Organization- Good Clinical Practices, Guidelines for Clinical Trials on Pharmaceutical Products in India. New Delhi: Ministry of Health;2001.
2. International Conference on Harmonization of Technical requirements for registration of Pharmaceuticals for human use. ICH Harmonized Tripartite Guideline. Guideline for Good Clinical Practice.E6; May 1996.



229

3. Ethical Guidelines for Biomedical Research on Human Subjects 2000. Indian Council of Medical Research, New Delhi.
4. Textbook of Clinical Trials edited by David Machin, Simon Day and Sylvan Green, March 2005, John Wiley and Sons.
5. Clinical Data Management edited by R K Rondels, S A Varley, C F Webbs. Second Edition, Jan 2000, Wiley Publications.
6. Handbook of clinical Research. Julia Lloyd and Ann Raven Ed. Churchill Livingstone.
7. Principles of Clinical Research edited by Giovanna di Ignazio, Di Giovanna and Haynes.

Handwritten signatures and initials, including a large signature on the left, initials 'CS' in the center, and several other signatures on the right.

Aug 2
18/12/24

PHARMACOLOGICAL PRACTICAL - II
(MPL 205P)

1. To record the DRC of agonist using suitable isolated tissues preparation.
2. To study the effects of antagonist/potentiating agents on DRC of agonist using suitable isolated tissue preparation.
3. To determine to the strength of unknown sample by matching bioassay by using suitable tissue preparation.
4. To determine to the strength of unknown sample by interpolation bioassay by using suitable tissue preparation
5. To determine to the strength of unknown sample by bracketing bioassay by using suitable tissue preparation
6. To determine to the strength of unknown sample by multiple point bioassay by using suitable tissue preparation.
7. Estimation of PA_2 values of various antagonists using suitable isolated tissue preparations.
8. To study the effects of various drugs on isolated heart preparations
9. Recording of rat BP, heart rate and ECG.
10. Recording of rat ECG
11. Drug absorption studies by averted rat ileum preparation.
12. Acute oral toxicity studies as per OECD guidelines.
13. Acute dermal toxicity studies as per OECD guidelines.
14. Repeated dose toxicity studies- Serum biochemical, haematological, urine analysis, functional observation tests and histological studies.
15. Drug mutagenicity study using mice bone-marrow chromosomal aberration test.
16. Protocol design for clinical trial.(3 Nos.)
17. Design of ADR monitoring protocol.
18. In-silico docking studies. (2 Nos.)
19. In-silico pharmacophore based screening.
20. In-silico QSAR studies.
21. ADR reporting

REFERENCES

1. Fundamentals of experimental Pharmacology-by M.N.Ghosh
2. Hand book of Experimental Pharmacology-S.K.Kulakarni
3. Text book of in-vitro practical Pharmacology by Ian Kitchen
4. Bioassay Techniques for Drug Development by Atta-ur-Rahman, Iqbal choudhary and William Thomsen
5. Applied biopharmaceutics and Pharmacokinetics by Leon Shargel and Andrew B.C.Yu.
6. Handbook of Essential Pharmacokinetics, Pharmacodynamics and Drug Metabolism for Industrial Scientists.

Ans
18/11/24

231

PHARMACOGNOSY (MPG)

MODERN PHARMACEUTICAL ANALYTICAL TECHNIQUES (MPG 101T)

Scope

This subject deals with various advanced analytical instrumental techniques for identification, characterization and quantification of drugs. Instruments dealt are NMR, Mass spectrometer, IR, HPLC, GC etc.

Objectives

After completion of course student is able to know,

- The analysis of various drugs in single and combination dosage forms
- Theoretical and practical skills of the instruments

THEORY

60 Hrs

1. UV-Visible spectroscopy: Introduction, Theory, Laws, 12 Hrs
Instrumentation associated with UV-Visible spectroscopy, Choice of solvents and solvent effect and Applications of UV-Visible spectroscopy.
IR spectroscopy: Theory, Modes of Molecular vibrations, Sample handling, Instrumentation of Dispersive and Fourier - Transform IR Spectrometer, Factors affecting vibrational frequencies and Applications of IR spectroscopy
Spectrofluorimetry: Theory of Fluorescence, Factors affecting fluorescence, Quenchers, Instrumentation and Applications of fluorescence spectrophotometer.
Flame emission spectroscopy and Atomic absorption spectroscopy: Principle, Instrumentation, Interferences and Applications.
2. NMR spectroscopy: Quantum numbers and their role in NMR, 12 Hrs
Principle, Instrumentation, Solvent requirement in NMR, Relaxation process, NMR signals in various compounds, Chemical shift, Factors influencing chemical shift, Spin-Spin coupling, Coupling constant, Nuclear magnetic double resonance, Brief outline of principles of FT-NMR and ¹³C NMR. Applications of NMR spectroscopy.1

3 Mass Spectroscopy: Principle, Theory, Instrumentation of Mass Spectroscopy, Different types of ionization like electron impact, chemical, field, FAB and MALDI, APCI, ESI, APPI Analyzers of Quadrupole and Time of Flight, Mass fragmentation and its rules, Meta stable ions, Isotopic peaks and Applications of Mass spectroscopy. 10 Hrs

4 Chromatography: Principle, apparatus, instrumentation, chromatographic parameters, factors affecting resolution, isolation of drug from excipients, data interpretation and applications of the following: 10 Hrs

- a) Thin Layer chromatography
- b) High Performance Thin Layer Chromatography
- c) Ion exchange chromatography
- d) Column chromatography
- e) Gas chromatography
- f) High Performance Liquid chromatography
- g) Ultra High Performance Liquid chromatography
- h) Affinity chromatography
- i) Gel Chromatography

5 Electrophoresis: Principle, Instrumentation, Working conditions, factors affecting separation and applications of the following: 10 Hrs

- a) Paper electrophoresis
- b) Gel electrophoresis
- c) Capillary electrophoresis
- d) Zone electrophoresis
- e) Moving boundary electrophoresis
- f) Iso electric focusing

X ray Crystallography: Production of X rays, Different X ray methods, Bragg's law, Rotating crystal technique, X ray powder technique, Types of crystals and applications of X-ray diffraction.

6 Potentiometry: Principle, working, Ion selective Electrodes and Application of potentiometry. 10 Hrs

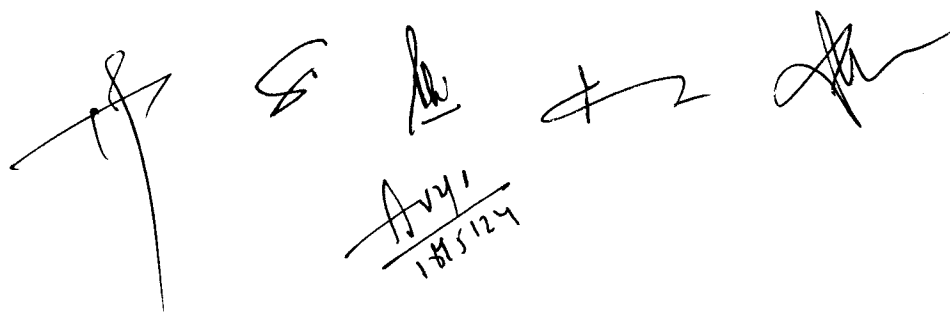
Thermal Techniques: Principle, thermal transitions and Instrumentation (Heat flux and power-compensation and designs), Modulated DSC, Hyper DSC, experimental parameters (sample preparation, experimental conditions, calibration, heating and

~~10/4/2014~~
19/1/24

cooling rates, resolution, source of errors) and their influence, advantage and disadvantages, pharmaceutical applications. Differential Thermal Analysis (DTA): Principle, instrumentation and advantage and disadvantages, pharmaceutical applications, derivative differential thermal analysis (DDTA). TGA: Principle, instrumentation, factors affecting results, advantage and disadvantages, pharmaceutical applications.

REFERENCES

1. Spectrometric Identification of Organic compounds - Robert M Silverstein, Sixth edition, John Wiley & Sons, 2004.
2. Principles of Instrumental Analysis - Douglas A Skoog, F. James Holler, Timothy A. Nieman, 5th edition, Eastern press, Bangalore, 1998.
3. Instrumental methods of analysis - Willards, 7th edition, CBS publishers.
4. Practical Pharmaceutical Chemistry - Beckett and Stenlake, Vol II, 4th edition, CBS Publishers, New Delhi, 1997.
5. Organic Spectroscopy - William Kemp, 3rd edition, ELBS, 1991.
6. Quantitative Analysis of Drugs in Pharmaceutical formulation - P D Sethi, 3rd Edition, CBS Publishers, New Delhi, 1997.
7. Pharmaceutical Analysis - Modern Methods - Part B - J W Munson, Vol 11, Marcel. Dekker Series
8. Spectroscopy of Organic Compounds, 2nd edn., P.S/Kalsi, Wiley estern Ltd., Delhi.



Handwritten signatures and a date stamp. The date stamp reads "Avy 1" over "18/5/24".

ADVANCED PHARMACOGNOSY - I
(MPG 102T)

SCOPE

To learn and understand the advances in the field of cultivation and isolation of drugs of natural origin, various phytopharmaceuticals, nutraceuticals and their medicinal use and health benefits.

OBJECTIVES

Upon completion of the course, the student shall be able to know the,

- advances in the cultivation and production of drugs
- various phyto-pharmaceuticals and their source, its utilization and medicinal value.
- various nutraceuticals/herbs and their health benefits
- Drugs of marine origin
- Pharmacovigilance of drugs of natural origin

THEORY

60 Hrs

1. Plant drug cultivation: General introduction to the importance of Pharmacognosy in herbal drug industry, Indian Council of Agricultural Research, Current Good Agricultural Practices, Current Good Cultivation Practices, Current Good Collection Practices, Conservation of medicinal plants- Ex-situ and In-situ conservation of medicinal plants. 12 Hrs
2. Marine natural products: General methods of isolation and purification, Study of Marine toxins, Recent advances in research in marine drugs, Problems faced in research on marine drugs such as taxonomical identification, chemical screening and their solution. 12 Hrs
3. Nutraceuticals: Current trends and future scope, Inorganic mineral supplements, Vitamin supplements, Digestive enzymes, Dietary fibres, Cereals and grains, Health drinks of natural origin, Antioxidants, Polyunsaturated fatty acids, Herbs as functional foods, Formulation and standardization of neutraceuticals, Regulatory aspects, FSSAI guidelines, Sources, name of marker compounds and their chemical nature, medicinal uses and health benefits of following 12 Hrs
 - i) Spirulina ii) Soya bean iii) Ginseng iv) Garlic v) Broccoli vi) Green and Herbal Tea vii) Flax seeds viii) Black cohosh ix) Turmeric.

Arya
18/6/24

235

- 4 Phytopharmaceuticals: Occurrence, isolation and characteristic 12 features (Chemical nature, uses in pharmacy, medicinal and Hrs health benefits) of following.
- Carotenoids – i) α and β - Carotene ii) Xanthophyll (Lutein)
 - Limonoids – i) d-Limonene ii) α - Terpineol
 - Saponins – i) Shatavarins
 - Flavonoids – i) Resveratrol ii) Rutin iii) Hesperidin iv) Naringin v) Quercetin
 - Phenolic acids- Ellagic acid
 - Vitamins
 - Tocotrienols and Tocopherols
 - Andrographolide, Glycolipids, Gugulipids, Withanolides, Vascine, Taxol
 - Miscellaneous
- 5 Pharmacovigilance of drugs of natural origin: WHO and 12 AYUSH guidelines for safety monitoring of natural medicine, Hrs Spontaneous reporting schemes for biodrug adverse reactions, bio drug-drug and bio drug-food interactions with suitable examples.

REFERENCES (Latest Editions of)

1. Pharmacognosy - G. E. Trease and W.C. Evans. Saunders Edinburgh, New York.
2. Pharmacognosy-Tyler, Brady, Robbers
3. Modern Methods of Plant Analysis- Peach & M.V. Tracey, Vol. I&II
4. Text Book of Pharmacognosy by T.E. Wallis
5. Marine Natural Products-Vol.I to IV.
6. Natural products: A lab guide by Raphael Ikan , Academic Press 1991.
7. Glimpses of Indian Ethano Pharmacology, P. Pushpangadam. Ulf Nyman. V.George Tropical Botanic Garden & Research Institute, 1995.
8. Medicinal natural products (a biosynthetic approach), Paul M. Dewick, John Wiley & Sons Ltd., England, 1998.
9. Chemistry of Marine Natural Products- Paul J. Schewer 1973.
10. Herbal Drug Industry by RD. Choudhary, Eastern Publisher, New Delhi, 1996.
11. Cultivation of Medicinal Plants by C.K. Atal & B.M. Kapoor.
12. Cultivation and Utilization of Aromatic Plants, C.K. Atal & B.M. Kapoor
13. Cultivation of medicinal and aromatic crops, AA Farooqui and B.S. Sreeramu. University Press, 2001.

14. Natural Products from Plants, 1st edition, by Peter B. Kaufman, CRC Press, New York, 1998
15. Recent Advances in Phytochemistry- Vol. 1&4: Scikel Runeckles- Appleton Century crofts.
16. Text book of Pharmacognosy, C.K.Kokate, Purohit, Ghokhale, Nirali Prakasshan, 1996.
17. Pharmacognosy and Pharmacobiotechnology, Ashutoshkar, New Age Publications, New Delhi.



Am
12/5/24

PHYTOCHEMISTRY (MPG 103T)

SCOPE

Students shall be equipped with the knowledge of natural product drug discovery and will be able to isolate, identify and extract and the phyto-constituents

OBJECTIVES

Upon completion of the course, the student shall be able to know the,

- different classes of phytoconstituents, their biosynthetic pathways, their properties, extraction and general process of natural product drug discovery
- phytochemical fingerprinting and structure elucidation of phytoconstituents.

THEORY

60 Hrs

1. Biosynthetic pathways and Radio tracing techniques: 12 Hrs
Constituents & their Biosynthesis, Isolation, Characterization and purification with a special reference to their importance in herbal industries of following phyto-pharmaceuticals containing drugs:
 - a) Alkaloids: Ephedrine, Quinine, Strychnine, Piperine, Berberine, Taxol, Vinca alkaloids.
 - b) Glycosides: Digitoxin, Glycyrrhizin, Sennosides, Bacosides, Quercitin.
 - c) Steroids: Hecogenin, guggulosterone and withanolides
 - d) Coumarin: Umbelliferone.
 - e) Terpenoids: Cucurbitacins
2. Drug discovery and development: History of herbs as source of drugs and drug discovery, the lead structure selection process, structure development, product discovery process and drug registration, Selection and optimization of lead compounds with suitable examples from the following source : artemesin, andrographolides. Clinical studies emphasising on phases of clinical trials, protocol design for lead molecules. 12 Hrs
3. Extraction and Phytochemical studies: Recent advances in extractions with emphasis on selection of method and choice of solvent for extraction, successive and exhaustive extraction and other methods of extraction commonly used like microwave 12 Hrs






AVR
18/1/24

assisted extraction, Methods of fractionation. Separation of phytoconstituents by latest CCCET, SCFE techniques including preparative HPLC and Flash column chromatography.

- | | | |
|---|--|-----------|
| 4 | Phytochemical finger printing: HPTLC and LCMS/GCMS applications in the characterization of herbal extracts. Structure elucidation of phytoconstituents. | 12
Hrs |
| 5 | Structure elucidation of the following compounds by spectroscopic techniques like UV, IR, MS, NMR (1H, 13C)
a. Carvone, Citral, Menthol
b. Luteolin, Kaempferol
c. Nicotine, Caffeine iv) Glycyrrhizin. | 12
Hrs |

REFERENCES (Latest Editions of)

1. Organic chemistry by I.L. Finar Vol.II
2. Pharmacognosy by Trease and Evans, ELBS.
3. Pharmacognosy by Tylor and Brady.
4. Text book of Pharmacognosy by Wallis.
5. Clark's isolation and Identification of drugs by A.C. Mottal.
6. Plant Drug Analysis by Wagner & Bladt.
7. Wilson and Gisvolds text book of Organic Medicinnal and Pharmaceutical Chemistry by Deorge. R.F.
8. The Chemistry of Natural Products, Edited by R.H. Thomson, Springer International Edn. 1994.
9. Natural Products Chemistry Practical Manual by Anees A Siddiqui and SeemiSiddiqui
10. Organic Chemistry of Natural Products, Vol. 1&2. Gurdeep R Chatwal.
11. Chemistry of Natural Products- Vol. 1 onwards IW PAC.
12. Modem Methods of Plant Analysis- Peach & M.V. Tracey, Vol. I&II
13. Medicinal Natural products – a biosynthetic approach, Dewick PM, John Wiley & Sons, Toronto, 1998.
14. Chemistry of Natural Products, Bhat SV, Nagasampagi BA, Meenakshi S, Narosa Publishing House, New Delhi.
15. Pharmacognosy & Phytochemistry of Medicinal Plants, 2nd edition, Bruneton J, Interceptt Ltd., New York, 1999.

  239  


**INDUSTRIAL PHARMACOGNOSTICAL TECHNOLOGY
(MPG 104T)**

SCOPE

To understand the Industrial and commercial potential of drugs of natural origin, integrate traditional Indian systems of medicine with modern medicine and also to know regulatory and quality policy for the trade of herbals and drugs of natural origin.

OBJECTIVES

By the end of the course the student shall be able to know,

- the requirements for setting up the herbal/natural drug industry.
- the guidelines for quality of herbal/natural medicines and regulatory issues.
- the patenting/IPR of herbals/natural drugs and trade of raw and finished materials.

THEORY

60 Hrs

1. Herbal drug industry: Infrastructure of herbal drug industry 12 Hrs
involved in production of standardized extracts and various dosage forms. Current challenges in upgrading and modernization of herbal formulations. Entrepreneurship Development, Project selection, project report, technical knowledge, Capital venture, plant design, layout and construction. Pilot plant scale -up techniques, case studies of herbal extracts. Formulation and production management of herbals.
2. Regulatory requirements for setting herbal drug industry: 12 Hrs
Global marketing management. Indian and international patent law as applicable herbal drugs and natural products. Export - Import (EXIM) policy, TRIPS. Quality assurance in herbal/natural drug products. Concepts of TQM, GMP, GLP, ISO-9000.
3. Monographs of herbal drugs: General parameters of monographs of herbal drugs and comparative study in IP, USP, Ayurvedic Pharmacopoeia, Siddha and Unani Pharmacopoeia, American herbal pharmacopoeia, British herbal pharmacopoeia, WHO guidelines in quality assessment of herbal drugs.

Handwritten: 18/11/24

240

Handwritten signatures and initials

- 4 Testing of natural products and drugs: Herbal medicines - 12 clinical laboratory testing. Stability testing of natural products, Hrs protocols.
- 5 Patents: Indian and international patent laws, proposed 12 amendments as applicable to herbal/natural products and Hrs process. Geographical indication, Copyright, Patentable subject matters, novelty, non obviousness, utility, enablement and best mode, procedure for Indian patent filing, patent processing, grant of patents, rights of patents, cases of patents, opposition and revocation of patents, patent search and literature, Controllers of patents.

REFERENCES (Latest Editions of)

1. Herbal drug industry by R.D. Choudhary (1996), Eastern Publisher, New Delhi.
2. GMP for Botanicals - Regulatory and Quality issues on Phytomedicine by Pulok K Mukharjee (2003), 1st Edition, Business horizons Robert Verpoorte, New Delhi.
3. Quality control of herbal drugs by Pulok K Mukarjee (2002), Business Horizons Pharmaceutical Publisher, New Delhi.
4. PDR for Herbal Medicines (2000), Medicinal Economic Company, New Jersey.
5. Indian Herbal Pharmacopoeia (2002), IDMA, Mumbai.
6. Text book of Pharmacognosy by C.K. Kokate, Purohit, Gokhlae (1996), Nirali Prakashan, New Delhi.
7. Text book of Pharmacognosy and Phytochemistry by Vinod D. Rangarl (2002), Part I & II, Career Publication, Nasik, India.
8. Plant drug analysis by H.Wagner and S.Bladt, Springer, Berlin.
9. Standardization of Botanicals. Testing and extraction methods of medicinal herbs by V. Rajpal (2004), Vol.I, Eastern Publisher, New Delhi.
10. Phytochemical Dictionary. Handbook of Bioactive Compounds from Plants by J.B.Harborne, (1999), 11nd Edition, Taylor and Francis Ltd, UK.
11. Herbal Medicine. Expanded Commission E Monographs by M.Blumenthal, (2004), 1ST Edition,
12. Drug Formulation Manual by D.P.S.Kohli and D.H.Shah (1998), Eastern Publisher, New Delhi.

Aug/
18/1/24




241



PHARMACOGNOSY PRACTICAL - I
(MPG I05P)

1. Analysis of Pharmacopoeial compounds of natural origin and their formulations by UV Vis spectrophotometer
2. Analysis of recorded spectra of simple phytoconstituents
3. Experiments based on Gas Chromatography
4. Estimation of sodium/potassium by flame photometry
5. Development of fingerprint of selected medicinal plant extracts commonly used in herbal drug industry viz. Ashwagandha, Tulsi, Bael, Amla, Ginger, Aloe, Vidang, Senna, Lawsonia by TLC/HPTLC method.
6. Methods of extraction
7. Phytochemical screening
8. Demonstration of HPLC- estimation of glycerrhizin
9. Monograph analysis of clove oil
10. Monograph analysis of castor oil.
11. Identification of bioactive constituents from plant extracts
12. Formulation of different dosage forms and their standardisation.

Handwritten signatures and date: A large signature on the left, followed by 'S. S.', a signature with a horizontal line, and another signature. Below these is the date '18/5/24' written in a cursive style.

MEDICINAL PLANT BIOTECHNOLOGY
(MPG 201T)

SCOPE

To explore the knowledge of Biotechnology and its application in the improvement of quality of medicinal plants

OBJECTIVES

Upon completion of the course, the student shall be able to,

- Know the process like genetic engineering in medicinal plants for higher yield of Phytopharmaceuticals.
- Use the biotechnological techniques for obtaining and improving the quality of natural products/medicinal plants

THEORY

60 Hrs


1. Introduction to Plant biotechnology: Historical perspectives, 12 Hrs
prospects for development of plant biotechnology as a source of medicinal agents. Applications in pharmacy and allied fields. Genetic and molecular biology as applied to pharmacognosy, study of DNA, RNA and protein replication, genetic code, regulation of gene expression, structure and complicity of genome, cell signaling, DNA recombinant technology.
- 2 Different tissue culture techniques: Organogenesis and 15 Hrs
embryogenesis, synthetic seed and monoclonal variation, Protoplast fusion, Hairy root multiple shoot cultures and their applications. Micro propagation of medicinal and aromatic plants. Sterilization methods involved in tissue culture, gene transfer in plants and their applications.
- 3 Immobilisation techniques & Secondary Metabolite 15 Hrs
Production: Immobilization techniques of plant cell and its application on secondary metabolite Production. Cloning of plant cell: Different methods of cloning and its applications. Advantages and disadvantages of plant cell cloning. Secondary metabolism in tissue cultures with emphasis on production of medicinal agents. Precursors and elicitors on production of secondary metabolites.
- 4 Biotransformation and Transgenesis: Biotransformation, 13 Hrs
bioreactors for pilot and large scale cultures of plant cells and retention of biosynthetic potential in cell culture. Transgenic

plants, methods used in gene identification, localization and sequencing of genes. Application of PCR in plant genome analysis.

- 5 Fermentation technology: Application of Fermentation 05 technology, Production of ergot alkaloids, single cell proteins, Hrs enzymes of pharmaceutical interest.

REFERENCES (Latest Editions of)

1. Plant tissue culture, Bhagwani, vol 5, Elsevier Publishers.
2. Plant cell and Tissue Culture (Lab. Manual), JRMM. Yeoman.
3. Elements in biotechnology by PK. Gupta, Rastogi Publications, New Delhi.
4. An introduction to plant tissue culture by MK. Razdan, Science Publishers.
5. Experiments in plant tissue culture by John HD and Lorin WR., Cambridge University Press.
6. Pharmaceutical biotechnology by SP. Vyas and VK. Dixit, CBS Publishers.
7. Plant cell and tissue culture by Jeffrey W. Pollard and John M Walker, Humana press.
8. Plant tissue culture by Dixon, Oxford Press, Washington DC, 1985
9. Plant tissue culture by Street.
10. Pharmacognosy by G. E. Trease and WC. Evans, Elsevier.
11. Biotechnology by Purohit and Mathur, Agro-Bio, 3rd revised edition.
12. Biotechnological applications to tissue culture by Shargool, Peter D, Shargool, CKC Press.
13. Pharmacognosy by Varo E. Tyler, Lynn R. Brady and James E. Robbert, That Tjen, NGO.
14. Plant Biotechnology, Ciddi Veerasham.



Handwritten signatures and initials are present at the bottom of the page. From left to right: a signature that appears to be 'S', the letter 'S', a signature that appears to be 'A.V.', a signature that appears to be 'A.V.', and a signature that appears to be 'A.V.'. Below the 'A.V.' signature, there is a date '20/12/18' and a number '1815129'.

ADVANCED PHARMACOGNOSY - II
(MPG 202T)

SCOPE

To know and understand the Adulteration and Deterioration that occurs in herbal/natural drugs and methods of detection of the same. Study of herbal remedies and their validations, including methods of screening

OBJECTIVES

Upon completion of the course, the student shall be able to know the,

- validation of herbal remedies
- methods of detection of adulteration and evaluation techniques for the herbal drugs
- methods of screening of herbals for various biological properties

THEORY


60 Hrs

1. Herbal remedies – Toxicity and Regulations: Herbals vs 12
Conventional drugs, Efficacy of Herbal medicine products, Hrs
Validation of herbal therapies, Pharmacodynamic and
Pharmacokinetic issues.
- 2 Adulteration and Deterioration: Introduction, Types of 12
Adulteration/ Substitution of Herbal drugs, Causes and Measures Hrs
of Adulteration, Sampling Procedures, Determination of Foreign
Matter, DNA Finger printing techniques in identification of drugs of
natural origin, detection of heavy metals, pesticide residues,
phytotoxin, microbial contamination in herbs and their
formulations.
- 3 Ethnobotany and Ethnopharmacology: Ethnobotany in herbal 12
drug evaluation, Impact of Ethnobotany in traditional medicine, Hrs
New development in herbals, Bio-prospecting tools for drug
discovery, Role of Ethnopharmacology in drug evaluation,
Reverse Pharmacology.
- 4 Analytical Profiles of herbal drugs: Andrographis paniculata, 12
Boswellia serata, Coleus forskholii, Curcuma longa, Embelica Hrs
officinalis, Psoralea corylifolia.
- 5 Biological screening of herbal drugs: Introduction and Need for 12
Phyto-Pharmacological Screening, New Strategies for evaluating Hrs

Natural Products, In vitro evaluation techniques for Antioxidants, Antimicrobial and Anticancer drugs. In vivo evaluation techniques for Anti-inflammatory, Antiulcer, Anticancer, Wound healing, Antidiabetic, Hepatoprotective, Cardio protective, Diuretics and Antifertility, Toxicity studies as per OECD guidelines.

REFERENCES (Latest Editions of)

1. Glimpses of Indian Ethano Pharmacology by P. Pushpangadam. Ulf Nyman. V.George Tropical Botanic Garden & Research Institute.
2. Natural products: A lab guide by Raphael Ikan, Academic Press.
3. Pharmacognosy - G. E. Trease and W.C. Evans. WB. Saunders Edinburgh, New York.
4. Pharmacognosy-Tyler, Brady, Robbers, Lee & Fetiger.
5. Modern Methods of Plant Analysis- Peach & M.V. Tracey, Vol. I & II, Springer Publishers.
6. Herbal Drug Industry by RD. Choudhary, Eastern Publishers, New Delhi.
7. Text book of Pharmacognosy by C.K.Kokate, Purohit, Ghokhale, Nirali Prakashan.
8. Text Book of Pharmacognosy by T.E. Wallis, J & A Churchill Ltd., London.
9. Quality control of herbal drugs by Pulok K Mukherjee, Business Horizons Pharmaceutical Publishers, New Delhi.
10. Indian Herbal Pharmacopoeia, IDMA, Mumbai.
11. Text book of Pharmacognosy and Phytochemistry by Vinod D. Rangarl, Part I & II, Career Publication, Nasik, India.
12. Plant drug analysis by H.Wagner and S.Bladt, 2nd edition, Springer, Berlin.
13. Standardization of Botanicals. Testing and extraction methods of medicinal herbs by V. Rajpal (2004), Vol.I, Eastern PublisherS, New Delhi.
14. Herbal Medicine. Expanded Commission E Monographs, M.Blumenthal.

The image shows several handwritten signatures and a date stamp. The date stamp is written as '18/12/17' with 'Arya' written above it. There are five distinct signatures of varying styles, including a large, sweeping signature on the left and a more compact one on the right.

**INDIAN SYSTEMS OF MEDICINE
(MPG 203T)**

SCOPE

To make the students understand thoroughly the principles, preparations of medicines of various Indian systems of medicine like Ayurveda, Siddha, Homeopathy and Unani. Also focusing on clinical research of traditional medicines, quality assurance and challenges in monitoring the safety of herbal medicines.

OBJECTIVES

After completion of the course, student is able to

- To understand the basic principles of various Indian systems of medicine
- To know the clinical research of traditional medicines, Current Good Manufacturing Practice of Indian systems of medicine and their formulations.

THEORY

60 Hrs

- | | | |
|----|--|-----------|
| 1. | Fundamental concepts of Ayurveda, Siddha, Unani and Homoeopathy systems of medicine
Different dosage forms of the ISM.
Ayurveda: Ayurvedic Pharmacopoeia, Analysis of formulations and bio crude drugs with references to: Identity, purity and quality.
Siddha: Gunapadam (Siddha Pharmacology), raw drugs/Dhatu/Jeevam in Siddha system of medicine, Purification process (Suddhi). | 12
Hrs |
| 2 | Naturopathy, Yoga and Aromatherapy practices
a) Naturopathy - Introduction, basic principles and treatment modalities.
b) Yoga - Introduction and Streams of Yoga. Asanas, Pranayama, Meditations and Relaxation techniques.
c) Aromatherapy - Introduction, aroma oils for common problems, carrier oils. | 12
Hrs |
| 3 | Formulation development of various systems of medicine
Salient features of the techniques of preparation of some of the important class of Formulations as per Ayurveda, Siddha, Homeopathy and Unani Pharmacopoeia and texts.
Standardization,
Shelf life and Stability studies of ISM formulations. | 12
Hrs |

- 4 Schedule T - Good Manufacturing Practice of Indian systems of medicine 12 Hrs
 Components of GMP (Schedule - T) and its objectives, Infrastructural requirements, working space, storage area, machinery and equipments, standard operating procedures, health and hygiene, documentation and records.
 Quality assurance in ISM formulation industry - GAP, GMP and GLP. Preparation of documents for new drug application and export registration.
 Challenges in monitoring the safety of herbal medicines: Regulation, quality assurance and control, National/Regional Pharmacopoeias.
- 5 TKDL, Geographical indication Bill, Government bills in AYUSH, ISM, CCRAS, CCRS, CCRH, CCRU 12 Hrs

REFERENCES (Latest Editions of)

1. Ayurvedic Pharmacopoeia, The Controller of Publications, Civil Lines, Govt. of India, New Delhi.
2. Hand Book on Ayurvedic Medicines, H. Panda, National Institute of Industrial Research, New Delhi.
3. Ayurvedic System of Medicine, Kaviraj Nagendranath Sengupta, Sri Satguru Publications, New Delhi.
4. Ayurvedic Pharmacopoeia. Formulary of Ayurvedic Medicines, IMCOPS, Chennai.
5. Homeopathic Pharmacopoeia. Formulary of Homeopathic Medicines, IMCOPS, Chennai.
6. Homeopathic Pharmacy : An introduction & Hand book, Steven B. Kayne, Churchill Livingstone, New York.
7. Indian Herbal Pharmacopoeia, IDMA, Mumbai.
8. British Herbal Pharmacopoeia, BRITISH Herbal Medicine Association, UK.
9. GMP for Botanicals - Regulatory and Quality issues on Phytomedicine, Pulok K Mukharjee, Business Horizons, New Delhi.
10. Indian System of Medicine and Homeopathy in India, Planning and Evaluation Cell, Govt. of India, New Delhi.
11. Essential of Food and Nutrition, Swaminathan, Bappco, Bangalore.
12. Clinical Dietitics and Nutrition, F.P. Antia, Oxford University Press, Delhi.
13. Yoga - The Science of Holistic Living by V.K.Yoga, Vivekananda Yoga Prakashna Publishing, Bangalore.

248

18/1/21

A

**HERBAL COSMETICS
(MPG 204T)**

SCOPE

This subject deals with the study of preparation and standardization of herbal/natural cosmetics. This subject gives emphasis to various national and international standards prescribed regarding herbal cosmeceuticals.

OBJECTIVES

After completion of the course, student shall be able to,

- understand the basic principles of various herbal/natural cosmetic preparations
- current Good Manufacturing Practices of herbal/natural cosmetics as per the regulatory authorities


THEORY

60 Hrs

- | | | |
|----|---|-----------|
| 1. | Introduction: Herbal/natural cosmetics, Classification & Economic aspects.
Regulatory Provisions relation to manufacture of cosmetics: - License, GMP, offences & Penalties, Import & Export of Herbal/natural cosmetics, Industries involved in the production of Herbal/natural cosmetics. | 12
Hrs |
| 2 | Commonly used herbal cosmetics, raw materials, preservatives, surfactants, humectants, oils, colors, and some functional herbs, preformulation studies, compatibility studies, possible interactions between chemicals and herbs, design of herbal cosmetic formulation. | 12
Hrs |
| 3 | Herbal Cosmetics : Physiology and chemistry of skin and pigmentation, hairs, scalp, lips and nail, Cleansing cream, Lotions, Face powders, Face packs, Lipsticks, Bath products, soaps and baby product, Preparation and standardisation of the following :
Tonic, Bleaches, Dentifrices and Mouth washes & Tooth Pastes, Cosmetics for Nails. | 12
Hrs |
| 4 | Cosmeceuticals of herbal and natural origin: Hair growth formulations, Shampoos, Conditioners, Colorants & hair oils, Fairness formulations, vanishing & foundation creams, anti-sun burn preparations, moisturizing creams, deodorants. | 12
Hrs |

Aug
18/11/24


249



- 5 Analysis of Cosmetics, Toxicity screening and test methods: 12
Quality control and toxicity studies as per Drug and Cosmetics Hrs
Act.

REFERENCES (Latest Editions of)

1. Panda H. Herbal Cosmetics (Hand book), Asia Pacific Business Press Inc, New Delhi.
2. Thomson EG. Modern Cosmetics, Universal Publishing Corporation, Mumbai.
3. P.P.Sharma. Cosmetics - Formulation, Manufacturing & Quality Control, Vandana Publications, New Delhi.
4. Supriya K B. Handbook of Aromatic Plants, Pointer Publishers, Jaipur.
5. Skaria P. Aromatic Plants (Horticulture Science Series), New India Publishing Agency, New Delhi.
6. Kathi Keville and Mindy Green. Aromatherapy (A Complete Guide to the Healing Art), Sri Satguru Publications, New Delhi.
7. Chattopadhyay PK. Herbal Cosmetics & Ayurvedic Medicines (EOU), National Institute of Industrial Research, Delhi.
8. Balsam MS & Edward Sagarin. Cosmetics Science and Technology, Wiley Interscience, New York.

Handwritten signatures and initials, including a date stamp: AVY
18/5/24

HERBAL COSMETICS PRACTICALS
(MPG 205P)

1. Isolation of nucleic acid from cauliflower heads
2. Isolation of RNA from yeast
3. Quantitative estimation of DNA
4. Immobilization technique
5. Establishment of callus culture
6. Establishment of suspension culture
7. Estimation of aldehyde contents of volatile oils
8. Estimation of total phenolic content in herbal raw materials
9. Estimation of total alkaloid content in herbal raw materials
10. Estimation of total flavonoid content in herbal raw materials
11. Preparation and standardization of various simple dosage forms from Ayurvedic, Siddha, Homoeopathy and Unani formulary
12. Preparation of certain Aromatherapy formulations
13. Preparation of herbal cosmetic formulation such as lip balm, lipstick, facial cream, herbal hair and nail care products
14. Evaluation of herbal tablets and capsules
15. Preparation of sunscreen, UV protection cream, skin care formulations.
16. Formulation & standardization of herbal cough syrup.

Handwritten signatures and initials:
Amp
1875124
[Signature]
[Signature]
G
[Signature]
[Signature]

Semester III
MRM 301T - Research Methodology & Biostatistics

UNIT – I

General Research Methodology: Research, objective, requirements, practical difficulties, review of literature, study design, types of studies, strategies to eliminate errors/bias, controls, randomization, crossover design, placebo, blinding techniques.

UNIT – II

Biostatistics: Definition, application, sample size, importance of sample size, factors influencing sample size, dropouts, statistical tests of significance, type of significance tests, parametric tests (students "t" test, ANOVA, Correlation coefficient, regression), non-parametric tests (wilcoxon rank tests, analysis of variance, correlation, chi square test), null hypothesis, P values, degree of freedom, interpretation of P values.

UNIT – III

Medical Research: History, values in medical ethics, autonomy, beneficence, non-maleficence, double effect, conflicts between autonomy and beneficence/non-maleficence, euthanasia, informed consent, confidentiality, criticisms of orthodox medical ethics, importance of communication, control resolution, guidelines, ethics committees, cultural concerns, truth telling, online business practices, conflicts of interest, referral, vendor relationships, treatment of family members, sexual relationships, fatality.

UNIT – IV

CPCSEA guidelines for laboratory animal facility: Goals, veterinary care, quarantine, surveillance, diagnosis, treatment and control of disease, personal hygiene, location of animal facilities to laboratories, anesthesia, euthanasia, physical facilities, environment, animal husbandry, record keeping, SOPs, personnel and training, transport of lab animals.

UNIT – V

Declaration of Helsinki: History, introduction, basic principles for all medical research, and additional principles for medical research combined with medical care.

252

Aug 18/12

